

**COMMONWEALTH OF KENTUCKY TRANSPORTATION CABINET
COMBINED BALANCE SHEET
ALL FUNDS
JUNE 30, 2010**

ASSETS	GENERAL FUND	CAPITAL PROJECTS FUND	ROAD FUND
Cash on Deposit with State Treasurer	255,166	34,498,361	368,109,225
Imprest and Change Funds	-		473
Receivables	-		85,537,374
TOTAL ASSETS	255,166	34,498,361	453,647,072
LIABILITIES AND FUND EQUITY			
LIABILITIES:			
Accounts Payable	-	281,377	97,904,698
TOTAL LIABILITIES	-	281,377	97,904,698
FUND EQUITY			
RESERVED FOR:			
Continued Appropriations Including Encumbrances	255,166		313,871,582
Capital Outlay	-	34,216,984	
TOTAL RESERVED FUNDS FOR ENCUMBRANCES	255,166	34,216,984	313,871,582
FUND BALANCE:			
Undesignated Fund Balance	-	-	41,870,792
TOTAL UNRESERVED FUND BALANCE	-	-	41,870,792
TOTAL FUND EQUITY	255,166	34,216,984	355,742,374
TOTAL LIABILITIES AND FUND EQUITY	255,166	34,498,361	453,647,072

FEDERAL FUND	AGENCY FUND	OTHER EXPENDABLE TRUST FUND	TOTAL MEMO ONLY
(45,166,270)	371,690,266	(558,487)	728,828,261
-	200	-	673
47,870,079	62,090,162	558,487	196,056,102
<u>2,703,809</u>	<u>433,780,628</u>	<u>-</u>	<u>924,885,036</u>
<u>25,578,191</u>	<u>68,176,274</u>	<u>558,487</u>	<u>192,499,027</u>
25,578,191	68,176,274	558,487	192,499,027
-	365,604,354	-	679,731,102
-	-	-	34,216,984
<u>-</u>	<u>365,604,354</u>	<u>-</u>	<u>713,948,086</u>
(22,874,382)	-	(558,487)	18,437,923
(22,874,382)	-	(558,487)	18,437,923
(22,874,382)	365,604,354	(558,487)	732,386,009
<u>2,703,809</u>	<u>433,780,628</u>	<u>-</u>	<u>924,885,036</u>

**COMMONWEALTH OF KENTUCKY TRANSPORTATION CABINET
STATEMENT OF REVENUES AND OTHER RECEIPTS
GENERAL FUND
JULY 1, 2009 TO JUNE 30, 2010**

	OPERATING TRANSFERS-IN
2009-10 APPROPRIATIONS TRANSFERRED IN COMMONWEALTH GENERAL FUND	4,539,399
TOTAL REVENUE RECEIPTS	<u>4,539,399</u>

THIS PAGE INTENTIONALLY LEFT BLANK.

**COMMONWEALTH OF KENTUCKY TRANSPORTATION CABINET
ALLOTMENT AND EXPENDITURES STATEMENT
GENERAL FUND
JULY 1, 2009 TO JUNE 30, 2010**

	SOURCE OF ALLOTMENTS		
	PRIOR YEAR ALLOTMENTS	CURRENT YEAR ALLOTMENTS	TOTAL ALLOTMENTS
PUBLIC TRANSPORTATION			
EA51 MULTIMODAL SYS PLANNING	(1,813)	399,313	397,500
EA52 MASS TRANSP CONSTRUCTION	133,354	4,140,087	4,273,441
TOTAL PUBLIC TRANSPORTATION	131,541	4,539,400	4,670,941
HIGHWAYS			
CONSTRUCTION			
FD04 STATE PROJECTS	-	442,000	442,000
	-	442,000	442,000
TOTAL GENERAL FUND EXPENDITURES FY10	131,541	4,981,400	5,112,941

DISPOSITION OF BALANCE					
OUTSTANDING ENCUMBRANCES	EXPENDITURES AND TRANSFERS	BALANCE	FORWARDED	LAPSE	PBU
-	392,424	5,076	5,075		1 EA51
91,667	4,023,350	158,424	250,091		- EA52
91,667	4,415,774	163,500	255,166		1
-	-	442,000	-	442,000	FD04
-	-	442,000	-	442,000	
91,667	4,415,774	605,500	255,166	442,001	

**COMMONWEALTH OF KENTUCKY TRANSPORTATION CABINET
STATEMENT OF REVENUES, EXPENDITURES, AND CHANGES IN FUND BALANCE
GENERAL FUND
FOR THE YEAR ENDED JUNE 30, 2010**

EXPENDITURES:	
PUBLIC TRANSPORTATION	4,415,774
TOTAL EXPENDITURES	4,415,774
OTHER SOURCES (USES) OF FINANCING RESOURCES:	
COMMONWEALTH GENERAL FUND	4,539,399
OPERATING TRANSFERS-OUT	
NET OTHER SOURCES (USES) OF FINANCING RESOURCES	4,539,399
EXCESS OF REVENUE AND OTHER FINANCIAL SOURCES OVER (UNDER) EXPENDITURES	123,625
FUND BALANCE, JULY 1, 2009	131,541
FUND BALANCE, JUNE 30, 2010	255,166

THIS PAGE INTENTIONALLY LEFT BLANK.

**COMMONWEALTH OF KENTUCKY TRANSPORTATION CABINET
STATEMENT OF REVENUES AND OTHER RECEIPTS
CAPITAL PROJECTS FUND
JULY 1, 2009 TO JUNE 30, 2010**

ACTUAL REVENUES

INTEREST & OTHER INVESTMENT INCOME

INTRA-FUND TRANSFER BOND PROCEEDS	10,000,000	N875
INTRA-FUND TRANSFER INVESTMENT INCOME	500,000	N879
TOTAL INTEREST & INVESTMENT INCOME	10,500,000	

REVENUE FROM OTHER GOVERNMENTS

FEDERAL HIGHWAY ADMINISTRATION AID	65,880	R613
TOTAL REVENUE FROM OTHER GOVERNMENTS	65,880	

TOTAL REVENUES	10,565,880	
----------------	------------	--

OPERATING TRANSFERS IN

TRANSFER FROM AGENCY FUND	146,606	N113
TRANSFER FROM ROAD FUND	8,077,040	N111
TOTAL OPERATING TRANSFERS IN	8,223,646	

TOTAL CURRENT YEAR RECEIPTS	18,789,526	
-----------------------------	------------	--

THIS PAGE INTENTIONALLY LEFT BLANK.

**COMMONWEALTH OF KENTUCKY TRANSPORTATION CABINET
ALLOTMENT AND EXPENDITURES STATEMENT
CAPITAL PROJECTS FUND
JULY 1, 2009 TO JUNE 30, 2010**

EMARS		PRIOR YEAR	CURRENT YEAR	TOTAL
FUND	PROJECT NAME	ALLOTMENTS	ALLOTMENTS	ALLOTMENTS
C02Y	RUNWAY/TAXIWAY/APRON REHAB	6,684,178	(261,373)	6,422,805
C0FA	KY STATE PARKS RD MAINT	3,000,000	-	3,000,000
C0FC	VARIOUS ENVIRONMENTAL COMPLIANCE	2,000,000	-	2,000,000
C0FE	BUILDING RENOVATION & EMER REPAIR	1,000,000	(963)	999,037
C0FG	REPLACE HVAC FLEMINGSBURG DIS OFF	800,000	-	800,000
C0FH	HVAC MAINT AND REPAIR	800,000	(19)	799,981
C0FJ	CONSTRUCT OR REPAIR SALT STOR STRUC	450,000	-	450,000
C0FK	PURCHASE LAB EQUIP	400,000	(260)	399,740
C0FM	CONSTRUCT VAR MAINT FAC-SECOND STRUC	300,000	(167)	299,833
C0FN	PAINTING & ROOF REPAIR OR REPLACEMENT	300,000	-	300,000
C0FP	CONDUCT PAVING AND LANDSCAPING	200,000	-	200,000
C25F	VARIOUS ADA IMPROVEMENTS	2,250,000	-	2,250,000
C25S	TRANSPORTATION OFF BLDG	115,200,000	(1,521,331)	113,678,669
C266	OVERHEAD DOORS EMERG. REP.	399,464	1	399,465
C26A	PRECONSTR/SYP	2,000,000	-	2,000,000
C26B	CONST. LOUISVILLE DIST. OFC.	5,955,047	(2,398)	5,952,649
C26C	ADDRESS WATER/WASTEWATER	200,000	-	200,000
C26E	ROAD MAINTENANCE PARKS	3,000,000	-	3,000,000
C3PJ	LARUE CO MAINT FAC & SALT STOR STRUC	12,359	897,641	910,000
C3PK	SPENCER CO MAINT FAC & SALT STOR STRUC	127,913	782,087	910,000
C3Q0	RENOVATE CCA BUILDING 401	550,000	-	550,000
C3Q1	RENOVATE CCA BUILDING 406	168,000	-	168,000
C3U3	APRON REHABILITATION	190,000	(39,987)	150,013

PRIOR YEAR DISBURSEMENTS	CURRENT YEAR DISBURSEMENTS	UNLIQUIDATED ENCUMBRANCES	BALANCE	EMARS FUND
6,413,805	-	-	9,000	C02Y
1,073,559	1,739,042	187,362	37	C0FA
1,871,028	128,972	-	-	C0FC
982,751	13,067	-	3,219	C0FE
104,672	336,071	24,704	334,553	C0FG
523,857	276,124	-	-	C0FH
346,661	160	102,750	429	C0FJ
386,994	12,746	-	-	C0FK
286,293	13,540	-	-	C0FM
272,598	27,402	-	-	C0FN
87,096	62,798	42,163	7,943	C0FP
1,916,871	2,457	7,500	323,172	C25F
113,200,651	390,329	69,385	18,304	C25S
399,464	-	-	1	C266
1,782,848	203,204	-	13,948	C26A
5,938,625	14,024	-	-	C26B
82,050	115,166	-	2,784	C26C
2,350,487	406,853	203,338	39,322	C26E
12,359	79,890	54,903	762,848	C3PJ
109,914	45,147	57,877	697,062	C3PK
491,943	28,982	1,925	27,150	C3Q0
151,423	2,800	820	12,957	C3Q1
-	150,013	-	-	C3U3

**COMMONWEALTH OF KENTUCKY TRANSPORTATION CABINET
ALLOTMENT AND EXPENDITURES STATEMENT
CAPITAL PROJECTS FUND
JULY 1, 2009 TO JUNE 30, 2010**

PROJECT NAME		PRIOR YEAR ALLOTMENTS	CURRENT YEAR ALLOTMENTS	TOTAL ALLOTMENTS
C44V	REPLACE AUTOMATED VEHICLE INFO SYS (AVIS)	25,000,000	-	25,000,000
C44W	KY HORSE PARK RDS & PEDWAYS - FEI GAMES	7,810,000	2,490,000	10,300,000
C44X	ROAD MAINTENANCE PARKS 2008-2010	750,000	375,000	1,125,000
C44Y	REPAIR LOADOMETER & REST AREAS	900,000	450,000	1,350,000
C44Z	PURCHASE TRAN*PORT UPGRADE	1,300,000	-	1,300,000
C450	BUILDING RENOVATIONS & EMER REPAIRS	300,000	900,000	1,200,000
C451	VARIOUS ENVIRONMENTAL COMPLIANCE	250,000	750,000	1,000,000
C452	AIRCRAFT MAINT POOL 2008-2010	500,000	500,000	1,000,000
C453	HVAC MAINTENANCE & REPAIRS	200,000	300,000	500,000
C454	PURCHASE BRIDGE SNOOPER	585,600	(19,720)	565,880
C455	REPLACE OVERHEAD DOORS & EMER REPAIRS	200,000	200,000	400,000
C456	PAINTING & ROOF REPAIR OR REPLACEMENT	200,000	200,000	400,000
C457	PURCHASE ONE TRACK MOUNTED CORE DRILL	374,723	-	374,723
C458	PURCHASE GPS SURVEYING EQUIP	317,000	(23)	316,977
C459	REPAIR SALT STORAGE STRUCTURES	75,000	225,000	300,000
C45A	PURCHASE GPS VIRTUAL REFERENCE SYS	150,000	(2)	149,998
C45B	2008 RYDER CUP PARKING	538,482	1	538,483
C45C	WETLAND RESTORATION	10,000,000	-	10,000,000
C526	OVERWT/OVER-DIMENSIONAL PERMIT & ROUT SYS	1,100,000	-	1,100,000
C567	CAPITAL CITY AIRPORT FENCING	-	199,031	199,031
C568	CAPITAL CITY AIRPORT DBE PLAN	-	5,000	5,000
C569	KY DAM VILLAGE SRP AIRPORT LIGHTING	-	299,604	299,604
C56A	LAKE BARKLEY SRP AIRPORT LIGHTING	-	259,049	259,049
C59K	KY DAM VILLAGE SRP AIRPORT	-	40,000	40,000
C59L	LAKE BARKLEY SRP AIRPORT	-	40,000	40,000
C59M	ROUGH RIVER SRP AIRPORT	-	40,000	40,000
C5DA	SECTION OFFICES - SCOTT CO	-	300,000	300,000
C5DB	SECTION OFFICES - CARTER CO	-	300,000	300,000
C5DC	SECTION OFFICES - SHELBY CO	-	300,000	300,000
C5DT	PHASE A DISTRICT GENERATORS	-	81,342	81,342
C5DU	DISTRICT 1 GENERATORS	-	156,807	156,807
C5DV	DISTRICT 2 GENERATORS	-	193,696	193,696
C5DW	DISTRICT 3 GENERATORS	-	210,561	210,561
C5DX	KENTUCKY HORSE PARK ROADS	-	500,000	500,000

CAPITAL PROJECTS FUND EXPENDITURES	196,537,766	9,148,577	205,686,343
NON BUDGETARY TRANSFERS OUT			
TRANSFER OUT TO ROAD FUND			
TRANSFER OUT TO AGENCY FUND			
TOTAL NON BUDGETARY TRANSFERS OUT			

TOTAL CAPITAL PROJECTS FUND EXPENDITURES AND TRANSFERS FY10

PRIOR YEAR DISBURSEMENTS	CURRENT YEAR DISBURSEMENTS	UNLIQUIDATED ENCUMBRANCES	BALANCE	EMARS FUND
-	3,827,533	78,476	21,093,991	C44V
488,937	6,722,685	1,510,929	1,577,449	C44W
-	801,963	74,201	248,836	C44X
310,970	714,613	323,230	1,187	C44Y
-	162,000	-	1,138,000	C44Z
62,055	392,360	57,990	687,595	C450
78,425	812,559	104,477	4,539	C451
487,259	512,771	-	(30)	C452
64,756	341,109	286	93,849	C453
-	565,880	-	-	C454
198,868	201,084	-	48	C455
26,343	150,349	80,202	143,106	C456
374,723	-	-	-	C457
302,977	14,000	-	-	C458
-	72,155	-	227,845	C459
149,998	-	-	-	C45A
538,483	-	-	-	C45B
6,021,995	3,978,005	-	-	C45C
-	428,330	566,670	105,000	C526
-	35,222	8,907	154,902	C567
-	5,000	-	-	C568
-	16,444	7,656	275,504	C569
-	13,584	11,316	234,149	C56A
-	1,837	4,162	34,001	C59K
-	1,440	4,560	34,000	C59L
-	2,339	4,411	33,250	C59M
-	1,006	-	298,994	C5DA
-	983	-	299,017	C5DB
-	-	-	300,000	C5DC
-	-	81,342	-	C5DT
-	393	41,613	114,801	C5DU
-	268	72,047	121,381	C5DV
-	268	72,287	138,006	C5DW
-	-	497,300	2,700	C5DX
<u>147,891,738</u>	<u>23,824,967</u>	<u>4,354,789</u>	<u>29,614,849</u>	
	8,869			
	<u>45,558</u>			
	54,427			
	<u>23,879,394</u>			

**COMMONWEALTH OF KENTUCKY TRANSPORTATION CABINET
STATEMENT OF REVENUES, EXPENDITURES, AND CHANGES IN FUND BALANCE
CAPITAL PROJECTS FUND
FOR THE YEAR ENDED JUNE 30, 2010**

REVENUES:	
INTRA-FUND TRANSFER INVEST INCOME	500,000
INTRA-FUND TRANSFER BOND PROCEEDS	10,000,000
FEDERAL GOVERNMENT	65,880
TOTAL REVENUES	<u>10,565,880</u>
EXPENDITURES:	
CAPITAL PROJECTS	23,824,967
TOTAL EXPENDITURES	<u>23,824,967</u>
EXCESS OF REVENUE OVER (UNDER) EXPENDITURES	(13,259,087)
OTHER SOURCES AND (USES) OF FINANCIAL RESOURCES	
OPERATING TRANSFERS-IN FROM AGENCY FUND	146,606
OPERATING TRANSFERS-IN FROM ROAD FUND	8,077,040
OPERATING TRANSFERS-OUT TO ROAD FUND	(8,869)
OPERATING TRANSFERS-OUT TO AGENCY FUND	(45,558)
TOTAL OTHER SOURCES AND (USES) OF FINANCIAL RESOURCES	<u>8,169,219</u>
EXCESS OF REVENUE AND OTHER FINANCIAL SOURCES OVER (UNDER) EXPENDITURES	(5,089,868)
FUND BALANCE, JULY 1, 2009 AS RESTATED	39,306,852
FUND BALANCE, JUNE 30, 2010	<u><u>34,216,984</u></u>

THIS PAGE INTENTIONALLY LEFT BLANK.

COMMONWEALTH OF KENTUCKY TRANSPORTATION CABINET
STATEMENT OF REVENUES AND OTHER RECEIPTS
ROAD FUND
JULY 1, 2009 TO JUNE 30, 2010

DESCRIPTION	ESTIMATED	ACTUAL REVENUE		
	REVENUES 7-1-09 TO 06-30-10	ACTUAL REVENUES	OVER (UNDER) ESTIMATED	REVENUE SOURCE
TAXES				
MOTOR FUELS NORMAL 51.8%	324,251,424	287,790,591	(36,460,833)	R120-R000
MOTOR FUELS NORMAL 22.2%	138,964,896	123,338,825	(15,626,071)	R121-R000
MOTOR FUELS NORMAL 18.3%	114,552,144	101,671,193	(12,880,951)	R122-R000
MOTOR FUELS NORMAL 7.7%	48,199,536	42,779,682	(5,419,854)	R123-R000
MOTOR FUELS NORMAL USE 51.8%	-	(2,085,098)	(2,085,098)	R126-AAA0
MOTOR FUELS NORMAL USE 22.2%	-	(893,613)	(893,613)	R127-AAB0
MOTOR FUELS NORMAL USE 18.3%	-	(736,627)	(736,627)	R128-AAC0
MOTOR FUELS NORMAL USE 7.7%	-	(309,947)	(309,947)	R129-AAD0
MOTOR FUELS SURTAX 51.8%	28,195,776	22,188,886	(6,006,890)	R126-ABA0
MOTOR FUELS SURTAX 22.2%	12,083,904	9,509,522	(2,574,382)	R127-ABB0
MOTOR FUELS SURTAX 18.3%	9,961,056	7,838,931	(2,122,125)	R128-ABC0
MOTOR FUELS SURTAX 7.7%	4,191,264	3,298,348	(892,916)	R129-ABD0
MOTOR FUELS USE TAX DEDICATED	-	(383,326)	(383,326)	R219-AAE0
MOTOR FUELS-GASOLINE	-	45,681,731	45,681,731	R216-R000
MOTOR FUELS-SPECIAL FUELS	-	15,688,389	15,688,389	R217-R000
MOTOR FUELS-LQ PETROLEUM	-	17,369	17,369	R218-R000
MOTOR FUEL TRAN-ST SH 51.8%	-	2,077	2,077	R144-R000
MOTOR FUEL TRAN-ST SH 22.2%	-	890	890	R145-R000
MOTOR FUEL TRAN-ST SH 18.3%	-	734	734	R146-R000
MOTOR FUEL TRAN-ST SH 7.7%	-	309	309	R147-R000
SALES AND USE TAX	-	41,924	41,924	R130-R000
MOTOR VEHICLE USAGE	330,100,000	295,190,610	(34,909,390)	R131-R000
MOTOR VEHICLE RENTAL USAGE	32,800,000	28,704,568	(4,095,432)	R132-YY00
TRUCK TRIP PERMITS	400,000	362,600	(37,400)	R133-YY00
TEMPORARY TRUCK DECAL PERMITS	50,000	-	(50,000)	R133-YY00
SALES AND USE TAX-SOLD TO NONRES	-	8,842,777	8,842,777	R136
U-DRIVE-IT PENALTY AND INTEREST	50,000	27,781	(22,219)	R137-YY00
COUNTY CLERKS PENALTY	25,500	(18,531)	(44,031)	R167-R000
WEIGHT & USE TAX - PENALTY AND INTEREST	1,780,000	1,807,208	27,208	R168-R000
WEIGHT DISTANCE TAX	77,400,000	70,498,757	(6,901,243)	R282-YY00
TOTAL TAXES	1,123,005,500	1,060,856,560	(62,148,940)	
LICENSE, FEES AND PERMITS				
NON-RECIPROCAL PERMITS	240,000	214,375	(25,625)	R135-YY00
MOTOR VEHICLE OPERATOR'S LICENSE	13,562,000	14,001,101	439,101	R301-YY00
DRIVER'S LICENSE - DRIVER EDUCATION	470,000	640,820	170,820	R302-YY00
DRIVER'S LICENSE - PHOTOGRAPH	1,420,000	1,299,567	(120,433)	R303-YY00
PASSENGER CAR LICENSE	31,530,000	33,465,591	1,935,591	R305-YY00,01
NATIONAL GUARD LICENSE PLATES	26,000	6,077	(19,923)	R305-YY00,03
PRISONER OF WAR LICENSE PLATES	130	89	(41)	R305-YY00,04
VOLUNTEER FIREMAN LICENSE PLATES	85,000	84,320	(680)	R305-YY00,05

COMMONWEALTH OF KENTUCKY TRANSPORTATION CABINET
STATEMENT OF REVENUES AND OTHER RECEIPTS
ROAD FUND
JULY 1, 2009 TO JUNE 30, 2010

DESCRIPTION	ESTIMATED	ACTUAL REVENUE		
	REVENUES	ACTUAL	OVER (UNDER)	REVENUE
	7-1-08 TO 06-30-09	REVENUES	ESTIMATED	SOURCE
LICENSE, FEES AND PERMITS				
MOTORCYCLE LICENSE	610,000	596,637	(13,363)	R305-YY00,06
DEALERS LICENSE	250,000	240,113	(9,887)	R305-YY00,07
TRAILER LICENSE	1,900,000	1,693,796	(206,204)	R305-YY00,08
DES LICENSE PLATES	8,400	10,621	2,221	R305-YY00,09
TEMPORARY TAGS	370,000	365,193	(4,807)	R305-YY00,10
CIVIL AIR PATROL LICENSE	1,000	1,203	203	R305-YY00,11
HISTORIC VEHICLE LICENSE PLATES	260,000	303,270	43,270	R305-YY00,12
ARMY RESERVE LICENSE PLATE	700,000	627,178	(72,822)	R305-YY00,13
CIVIC EVENT LICENSE PLATES	750	418	(332)	R305-YY00,14
PURPLE HEART RECIPIENT PLATE	31,000	36,881	5,881	R305,YY00,15
FRATERNAL ORDER OF POLICE PLATES	92,000	92,875	875	R305-YY00,16
MASONIC LICENSE PLATES	40,000	61,836	21,836	R305-YY00,17
HORSE COUNCIL LICENSE PLATE	650,000	359,723	(290,277)	R305-YY00,18
STREET ROD PLATES	2,000	1,934	(66)	R305-YY00,19
AMATEUR RADIO PLATES	9,500	9,282	(218)	R305-YY00,20
DEALER DEMONSTRATOR TAGS	6,200	4,862	(1,338)	R305-YY00,21
COLLEGIATE LICENSE PLATES	950,000	815,113	(134,887)	R305-YY00,22
JUDICIAL LICENSE PLATES	750	113	(637)	R305-YY00,23
GENERAL ASSEMBLY LICENSE PLATES	2,000	1,875	(125)	R305-YY00,24
PEARL HARBOR SURVIVOR LIC. PLATES	150	15	(135)	R305-YY00,25
ENVIRONMENTAL LICENSE PLATES	816,000	799,785	(16,215)	R305-YY00,26
CHILD VICTIMS LICENSE PLATES	115,000	92,862	(22,138)	R305-YY00,27
PERSONALIZED LICENSE PLATES	1,300,000	1,260,721	(39,279)	R305-YY00,28
KY LAW ENFORCEMENT MEMORIAL LIC PLATES	200,000	148,471	(51,529)	R305-YY00,29
INDEPENDENT COLLEGE LICENSE PLATES	80,000	57,095	(22,905)	R305-YY00,30
KY DUCKS UNLIMITED LICENSE PLATES	39,000	33,853	(5,147)	R305-YY00,31
SPAY & NEUTER PLATE	200,000	195,210	(4,790)	R305-YY00,32
SHARE THE ROAD PLATES	95,000	106,093	11,093	R305-YY00,33
KY COLONELS PLATES	68,000	74,744	6,744	R305-YY00,34
SPORTSMAN PLATES	200,000	181,715	(18,285)	R305-YY00,35
CHOOSE LIFE PLATES	75,000	64,150	(10,850)	R305-YY00,36
BREAST CANCER PLATES	320,000	320,357	357	R305-YY00,37
ZOO FOUNDATION PLATES	42,000	34,797	(7,203)	R305-YY00,38
LINCOLN BICENTENNIAL	18,000	15,640	(2,360)	R305-YY00,39
KY DENTAL ASSOCIATION	6,000	6,103	103	R305-YY00,40
RYDER CUP	28,500	25,493	(3,007)	R305-YY00,41
AUTISM AWARENESS PLATE	25,750	39,665	13,915	R305-YY00,42
QUAIL UNLIMITED PLATE	25,200	38,130	12,930	R305-YY00,43
FRIENDS OF COAL	155,000	541,320	386,320	R305-YY00,44
KENTUCKY LINEMAN	-	31,705	31,705	R305-YY00,46
DRIVE AWAY & UTILITY TRAILER PERMITS	8,600	7,555	(1,045)	R314-YY00
MEDICAL ALERT STICKERS	200	81	(119)	R317-YY00
TRUCK LICENSE STATE SHARE 70%	15,700,000	15,156,014	(543,986)	R321-YY00
TRANSFER MOTOR LICENSE	970,000	951,392	(18,608)	R324-YY00
TRUCK PERMITS	40,000	30,750	(9,250)	R327-YY00

COMMONWEALTH OF KENTUCKY TRANSPORTATION CABINET
STATEMENT OF REVENUES AND OTHER RECEIPTS
ROAD FUND
JULY 1, 2009 TO JUNE 30, 2010

DESCRIPTION	ESTIMATED	ACTUAL	ACTUAL REVENUE	
	REVENUES		OVER (UNDER)	REVENUE
	7-1-08 TO 06-30-09	REVENUES	ESTIMATED	SOURCE
LICENSE, FEES AND PERMITS				
OVERWEIGHT COAL TRUCK DECAL	850,000	679,383	(170,617)	R328-YY00
BUS LICENSE-EXCEPT CITY & SUBURBAN	30,000	31,583	1,583	R333-YY00
BUS CERTIFICATES & PERMITS	4,000	2,075	(1,925)	R334-YY00
TAXI LICENSE	29,500	27,215	(2,285)	R335-YY00
CONTRACT TAXICAB PERMITS	15,000	14,000	(1,000)	R336-YY00
HIGHWAY SPECIAL PERMITS	6,700,000	6,167,310	(532,690)	R337-YY00
U-DRIVE-IT PERMITS	12,000	8,260	(3,740)	R338-YY00
U-DRIVE-IT LICENSE	1,810,000	1,120,230	(689,770)	R339-YY00
PROPORTIONATE TRUCK REGISTRATION	34,590,000	36,662,335	2,072,335	R344-YY00,IRPT
JUNK YARD LICENSE	4,500	2,298	(2,202)	R345-YY00
MOTOR VEHICLE TITLE RECEIPTS	5,000,000	4,867,841	(132,159)	R349-YY00
OPERATOR'S LIC. REINSTATEMENT FEES	1,450,000	1,201,175	(248,825)	R350-B1-YY00,GA04
INDUSTRIAL HAULING PERMITS	5,000	900	(4,100)	R367-YY00
MOTOR CARRIER IDENTIFICATION CARDS	3,400,000	73,467	(3,326,533)	R368-YY95-YY00
UNIFORM CARRIER REG INDIANA	43,452	190,452	147,000	R369,TCIN
UNIFORM CARRIER REG KENTUCKY	43,452	759,562	716,110	R369,TCKY
UNIFORM CARRIER REG NORTH DAKOTA	43,452	1,432,069	1,388,617	R369,TCND
VEHICLE EMISSION TEST REIN FEE	43,452	10	(43,442)	R393-YY00
TOTAL LICENSE, FEES AND PERMITS	127,817,938	128,388,744	570,806	
CHARGES FOR SERVICES				
MOTOR VEHICLE LICENSE COMPUTER SERVICE:	43,452	339,963	296,511	R401-YY88&H401
TRANSPORTATION RECEIPTS	276,000	4,309	(271,691)	R401-YY00
KYTC DEALER LICENSE FEES	92,000	10,600	(81,400)	R401-YY00-TC93
SMALL ROADWAY PLANS	193,500	73,183	(120,317)	R401-YY00-TCSP
LARGE ROADWAY PLANS	38,700	7,774	(30,926)	R401-YY00,TCLP
CD SALES	8,600	2,825	(5,775)	R401-YY00-TCCD
PHOTOGRAMETRY	51,600	976	(50,624)	R401-YY00-TCPH
PROPOSAL (PAPER COPY)	137,600	51,429	(86,171)	R401-YY00,YY82-TCPR
DRIVING HISTORY RECORD FEES	7,100,000	6,850,769	(249,231)	R404-YY00,DF & GA05
DRIVER HISTORY RECORD DUI	-	83,050	83,050	R404-GA05
MISCELLANEOUS RENTALS	520,000	321,196	(198,804)	R409
TRAFFIC OFFENDERS SCHOOL FEES	1,600,000	844,298	(755,702)	R411-YY00
HIGHWAY SIGN LOGO RENTAL	670,000	616,704	(53,296)	R412-YY00
TOTAL CHARGES FOR SERVICES	10,731,452	9,207,076	(1,524,376)	

COMMONWEALTH OF KENTUCKY TRANSPORTATION CABINET
STATEMENT OF REVENUES AND OTHER RECEIPTS
ROAD FUND
JULY 1, 2009 TO JUNE 30, 2010

DESCRIPTION	ESTIMATED REVENUES 7-1-08 TO 06-30-09	ACTUAL REVENUES	ACTUAL REVENUE OVER (UNDER) ESTIMATED	REVENUE SOURCE
FINES AND FORFEITS				
FINES & FORFEITURES (FINES)	43,452	-	(43,452)	R701-YY00
COAL ROAD RECOVERY FINES	3,000	21,898	18,898	R702-YY00
TOTAL FINES AND FORFEITS	46,452	21,898	(24,554)	
INTEREST & OTHER INVESTMENT INCOME				
INTEREST INCOME	1,400,000	3,633,987	2,233,987	R771-YY00,11SW,11TR
TOTAL INTEREST & OTHER INVESTMENT INCOME	1,400,000	3,633,987	2,233,987	
OTHER REVENUES				
INSURANCE REINSTATEMENT FEES	43,452	(3,310)	(46,762)	R330
PROCEEDS FROM ASSET DISPOSITION	2,100,000	2,049,901	(50,099)	R821
HIGHWAY MISCELLANEOUS RECEIPTS	43,452	237,461	194,009	R426,R827,R843
PROPERTY DAMAGE AND LOSS CLAIMS	550,000	970,725	420,725	R873
UNREDEMED TREAS CHKS	43,452	34,170	(9,282)	R891, 11NE
REFUND OF PRIOR YEAR EXPENDITURES	43,452	156,328	112,876	R881 YY00,FD52,NX00
PROCEEDS FROM BOND SALES	-	1,052,372	1,052,372	N954
TOTAL OTHER ESTIMATED REVENUES	2,823,808	4,497,647	1,673,839	
OTHER GOVERNMENTAL AGENCIES				
STATE AND OTHER AGENCY AID	-	16,061	16,061	R431YY00
OTHER GOVERNMENT AGENCIES	-	665	665	R681
TOTAL OTHER GOVERNMENTAL AGENCIES	-	16,726	16,726	
TOTAL REVENUE RECEIPTS	1,265,825,150	1,206,622,638	(59,202,512)	
OPERATING TRANSFERS IN				
TRANSFER FROM CAPITAL PROJECTS FUND	-	8,869	-	N10C
TOTAL OPERATING TRANSFERS IN	-	8,869	-	
TOTAL CASH RECEIPTS	-	1,206,631,507	-	

**COMMONWEALTH OF KENTUCKY TRANSPORTATION CABINET
ALLOTMENT AND EXPENDITURES STATEMENT
ROAD FUND
JULY 1, 2009 TO JUNE 30, 2010**

	SOURCE OF ALLOTMENTS		
	PRIOR YEAR ALLOTMENTS	CURRENT YEAR ALLOTMENTS	TOTAL ALLOTMENTS
FINANCE AND ADMINISTRATION CABINET			
OFFICE OF ADMINISTRATION SERV			
DPSX FINANCE POSTAL SERVICES	-	400,000	400,000
TOTAL OFFICE OF ADMIN SERV	-	400,000	400,000
OFFICE OF SECRETARY			
BA00 FINANCE-DEBT SERVICE	-	300,000	300,000
TOTAL OFFICE OF SECRETARY	-	300,000	300,000
DEPARTMENT OF REVENUE			
RSLX MISCELLANEOUS TAXES	-	1,922,600	1,922,600
RPVX DIVISION OF STATE VALUATION	-	402,400	402,400
TOTAL DEPARTMENT OF REVENUE	-	2,325,000	2,325,000
TOTAL FINANCE AND ADMIN CABINET	-	3,025,000	3,025,000
JUSTICE AND PUBLIC SAFETY CABINET			
DEPT OF STATE POLICE			
DD00 DIVISION OF OPERATIONS	-	-	-
DD11 STATE POLICE OPERATIONS	-	60,000,000	60,000,000
TOTAL STATE POLICE OPERATIONS	-	60,000,000	60,000,000
KENTUCKY VEHICLE ENFORCEMENT			
VE00 VEHICLE ENFORCEMENT	-	13,881,500	13,881,500
VMCS MOTOR CARRIER SAFETY ASST PROG	-	-	-
TOTAL KENTUCKY VEHICLE ENFORCEMENT	-	13,881,500	13,881,500
TOTAL JUSTICE AND PUBLIC SAFETY CABINET	-	73,881,500	73,881,500
OFFICE OF STATE TREASURY			
TREASURY-GENERAL ADMINISTRATIVE			
DA00 TREASURY GENERAL ADMINISTRATIVE	-	250,000	250,000
TOTAL TREASURY GENERAL ADMINISTRATIVE	-	250,000	250,000
TOTAL OFFICE OF STATE TREASURY	-	250,000	250,000
GOVERNOR'S OFFICE OF HOMELAND SECURITY			
HS00 HOMELAND SECURITY	-	250,000	250,000
TOTAL HOMELAND SECURITY	-	250,000	250,000
TOTAL GOVERNOR'S OFF OF HOMELAND SECURITY	-	250,000	250,000
KENTUCKY ARTISAN CENTER AT BERA			
AC00 ARTISAN CENTER	-	350,000	350,000
TOTAL KY ARTISAN CENTER	-	350,000	350,000
TOTAL OTHER AGENCIES	-	77,756,500	77,756,500

OUTSTANDING ENCUMBRANCES	DISPOSITION OF BALANCE		FORWARDED	LAPSE	FUNC
	EXPENDITURES AND TRANSFERS	BALANCE			
-	400,000	-	-	-	DPSX
-	400,000	-	-	-	-
-	300,000	-	-	-	BA00
-	300,000	-	-	-	-
-	1,916,891	5,709	-	5,709	RSLX
-	402,400	-	-	-	RPVX
-	2,319,291	5,709	-	5,709	-
-	3,019,291	5,709	-	5,709	-
-	(25,021)	25,021	-	25,021	DD00
-	60,025,021	(25,021)	-	(25,021)	DD11
-	60,000,000	-	-	-	-
-	10,695,655	3,185,845	-	3,185,845	VE00
-	3,185,845	(3,185,845)	-	(3,185,845)	VMCS
-	13,881,500	-	-	-	-
-	73,881,500	-	-	-	-
-	250,000	-	-	-	DA00
-	250,000	-	-	-	-
-	250,000	-	-	-	-
-	250,000	-	-	-	HS00
-	250,000	-	-	-	-
-	250,000	-	-	-	-
-	350,000	-	-	-	AC00
-	350,000	-	-	-	-
-	77,750,791	5,709	-	5,709	-

**COMMONWEALTH OF KENTUCKY TRANSPORTATION CABINET
ALLOTMENT AND EXPENDITURES STATEMENT**

ROAD FUND

JULY 1, 2009 TO JUNE 30, 2010

	SOURCE OF ALLOTMENTS		
	PRIOR YEAR ALLOTMENTS	CURRENT YEAR ALLOTMENTS	TOTAL ALLOTMENTS
TRANSPORTATION CABINET			
AIR TRANSPORTATION			
AVIATION			
BC01 AIRPORT STRIPING	1,216	(1,216)	-
BC51 AVIATION ADMINISTRATION	3,773	601,227	605,000
BC53 AVIATION ECONOMIC DEVEL	4,717,144	4,304,478	9,021,622
BC54 FEDERAL PROJECT MATCH	334,500	867,579	1,202,079
BC61 AVIATION CONTINGENCY	530,043	16,432	546,475
FB01 AVIATION ECONOMIC DEVEL	1,967,539	-	1,967,539
FB02 AVIATION PROJECT MATCH	31,703	-	31,703
TOTAL AVIATION	7,585,918	5,788,500	13,374,418
CAPITAL CITY AIRPORT			
BD01 CAPITAL CITY AIRPORT	-	825,800	825,800
TOTAL CAPITAL CITY AIRPORT	-	825,800	825,800
TOTAL AIR TRANSPORTATION	7,585,918	6,614,300	14,200,218
REVENUE SHARING			
COUNTY ROAD AID			
CA01 COUNTY ROAD AID	305,465	2,392,534	2,697,999
CA02 COUNTY ROAD AID-COOP	4,722,038	96,560,612	101,282,650
CA03 COUNTY ROAD AID-COOP EMER	908,934	3,052,059	3,960,993
CA08 COUNTY ROAD AID-COOP UNDISTRIBUTED	-	6,730,291	6,730,291
TOTAL COUNTY ROAD AID	5,936,437	108,735,496	114,671,933
RURAL SECONDARY			
CB01 RS EMERGENCY RESERVE	24,020,066	7,394,607	31,414,673
CB02 RS JOINT LOCAL PROJECTS	485,722	-	485,722
CB04 RS MAINTENANCE	-	52,913,300	52,913,300
CB05 RS UNDISTRIBUTED	6,011,777	8,665,733	14,677,510
CB06 RS CONSTRUCTION	26,298,705	59,418,194	85,716,899
CB07 RS ADMINISTRATION	1,534,959	3,516,900	5,051,859
TOTAL RURAL SECONDARY	58,351,229	131,908,734	190,259,963
MUNICIPAL AID			
CC01 MUNICIPAL AID	3,579,954	32,730,924	36,310,878
CC02 MUNICIPAL AID COOP	1,883,070	9,883,635	11,766,705
CC03 MUNICIPAL AID COOP EMER	817,129	305,681	1,122,810
CC08 MUNICIPAL AID- COOP UNDISTRIBUTED	-	2,831,843	2,831,843
TOTAL MUNICIPAL AID	6,280,153	45,752,083	52,032,236
ENERGY RECOVERY			
CD01 ENERGY RECOVERY	1,995,453	701,281	2,696,734
TOTAL ENERGY RECOVERY	1,995,453	701,281	2,696,734
TOTAL ENERGY RECOVERY	1,995,453	701,281	2,696,734

OUTSTANDING ENCUMBRANCES	DISPOSITION OF BALANCE		FORWARDED	LAPSE	FUNC
	EXPENDITURES AND TRANSFERS	BALANCE			
-	-	-	-	-	- BC01
-	603,922	1,078	1,078	-	- BC51
489,765	2,054,851	6,477,006	6,966,771	-	- BC53
231,675	506,009	464,395	696,070	-	- BC54
41,062	57,458	447,955	489,017	-	- BC61
-	30,652	1,936,887	1,936,887	-	- FB01
-	1,039	30,664	30,664	-	- FB02
762,502	3,253,931	9,357,985	10,120,487	-	-
5,048	735,255	85,497	-	90,545	BD01
5,048	735,255	85,497	-	90,545	-
767,550	3,989,186	9,443,482	10,120,487	90,545	-
-	2,625,846	72,153	72,153	-	- CA01
-	101,282,650	-	-	-	- CA02
-	3,594,595	366,398	366,398	-	- CA03
-	-	6,730,291	6,730,291	-	- CA08
-	107,503,091	7,168,842	7,168,842	-	-
1,006,445	7,155,851	23,252,377	24,258,822	-	- CB01
-	-	485,722	485,722	-	- CB02
-	52,913,300	-	-	-	- CB04
-	-	14,677,510	14,677,510	-	- CB05
6,022,369	53,945,817	25,748,713	31,771,082	-	- CB06
-	2,857,514	2,194,345	2,194,345	-	- CB07
7,028,814	116,872,482	66,358,667	73,387,481	-	-
-	34,457,132	1,853,746	1,853,745	1	CC01
-	11,533,471	233,234	233,234	-	- CC02
-	333,100	789,710	789,710	-	- CC03
-	-	2,831,843	2,831,843	-	- CC08
-	46,323,703	5,708,533	5,708,532	1	-
584,910	353,968	1,757,856	2,342,766	-	- CD01
584,910	353,968	1,757,856	2,342,766	-	-
584,910	353,968	1,757,856	2,342,766	-	-

**COMMONWEALTH OF KENTUCKY TRANSPORTATION CABINET
ALLOTMENT AND EXPENDITURES STATEMENT
ROAD FUND
JULY 1, 2009 TO JUNE 30, 2010**

	SOURCE OF ALLOTMENTS		
	PRIOR YEAR ALLOTMENTS	CURRENT YEAR ALLOTMENTS	TOTAL ALLOTMENTS
COMMISSIONERS OFFICE			
CF01 COMMISSIONERS OFFICE	-	337,400	337,400
CF02 SPECIAL PROGRAMS	-	352,100	352,100
TOTAL COMMISSIONER'S OFFICE	-	689,500	689,500
TOTAL REVENUE SHARING	72,563,272	287,787,094	360,350,366
HIGHWAYS			
RESEARCH			
FA01 RESEARCH	-	1,144,000	1,144,000
FA02 TRANSPORTATION CENTER	-	290,000	290,000
TOTAL RESEARCH	-	1,434,000	1,434,000
CONSTRUCTION			
FD01 REGULAR LEAVE OVERLAY	6,044,631	-	6,044,631
FD02 COMPENSATION LEAVE	372,070	(1)	372,069
FD03 INSURANCE CLEARING	(634,747)	(1)	(634,748)
FD04 CONSTRUCTION	(20,303,747)	173,464,952	153,161,205
FD05 STATEWIDE RESURFACING	29,775,538	115,020,699	144,796,237
FD07 INDUSTRIAL ACCESS	7,836,142	4,000,000	11,836,142
FD11 CONTINGENCY	2,000,000	1,000,000	3,000,000
FD39 SECRETARY'S EMERG/DISCRET FUND	40,046,344	25,999,999	66,046,343
FD51 FHWA - SPECIAL PROJECTS	(18,506,564)	18,506,564	-
FD52 FEDERAL AID PROJECTS	78,957,158	(30,631,956)	48,325,202
FD54 LOUISVILLE BRIDGE PROJECT	(224,823)	657,943	433,120
FDZZ INCIDENTAL JUDGEMENTS	(400,000)	400,000	-
TOTAL CONSTRUCTION	124,962,002	308,418,199	433,380,201
MAINTENANCE			
FE01 MAINTENANCE	30,172,467	268,075,381	298,247,848
FE02 BRIDGE MAINTENANCE	30,102,385	11,941,833	42,044,218
FE03 MAINTENANCE REVOLVING	(698,479)	804,097	105,618
FE04 TRAFFIC	13,748,893	35,456,407	49,205,300
FE06 MAINTENANCE CAPITAL IMPROV.	196,138	693,913	890,051
FE07 REST AREA MAINTENANCE	1,540,200	6,240,868	7,781,068
TOTAL MAINTENANCE	75,061,604	323,212,499	398,274,103
ENGINEERING ADMINISTRATION			
FG01 CONSTRUCTION	-	2,235,500	2,235,500
FG02 MATERIALS	-	3,343,800	3,343,800
FG03 BRIDGES	-	685,700	685,700
FG04 DESIGN	-	2,432,000	2,432,000
FG07 ENVIRONMENTAL ANALYSIS	-	963,700	963,700
FG08 RIGHT OF WAY	-	949,700	949,700
FG09 PROGRAM MANAGEMENT	-	1,141,000	1,141,000
FG11 PLANNING	-	621,900	621,900
FG14 PROFESSIONAL SERVICES	-	787,800	787,800
TOTAL ENGINEERING ADMINISTRATION	-	13,161,100	13,161,100

OUTSTANDING ENCUMBRANCES	DISPOSITION OF BALANCE			FORWARDED	LAPSE	FUNC
	EXPENDITURES AND TRANSFERS	BALANCE				
-	281,055	56,345	-	56,345	CF01	
-	256,282	95,818	-	95,818	CF02	
-	537,337	152,163	-	152,163		
7,613,724	271,590,581	81,146,061	88,607,621	152,164		
-	5,763	1,138,237	1,138,237	-	FA01	
-	290,000	-	-	-	FA02	
-	295,763	1,138,237	1,138,237	-		
-	8,385,982	(2,341,351)	(2,341,351)	-	FD01	
-	(184,420)	556,489	556,489	-	FD02	
-	(895,573)	260,825	260,825	-	FD03	
162,463,024	174,344,496	(183,646,315)	(21,183,290)	(1)	FD04	
16,473,633	75,336,555	52,986,049	69,459,682	-	FD05	
185,000	663,728	10,987,414	11,172,414	-	FD07	
-	-	3,000,000	3,000,000	-	FD11	
21,117,555	13,490,204	31,438,584	52,556,139	-	FD39	
428,014	9,729,951	(10,157,965)	(9,729,951)	-	FD51	
5,900,939	8,506,065	33,918,198	39,819,136	1	FD52	
373,445	129,480	(69,805)	303,639	1	FD54	
-	710,800	(710,800)	(710,800)	-	FDZZ	
206,941,610	290,217,268	(63,778,677)	143,162,932	1		
36,593,581	253,896,002	7,758,265	44,351,846	-	FE01	
16,921,560	27,778,196	(2,655,538)	14,266,021	1	FE02	
133,282	23,794	(51,458)	81,823	1	FE03	
3,990,907	38,978,022	6,236,371	10,227,278	-	FE04	
269,033	313,955	307,063	576,096	-	FE06	
1,610	8,766,828	(987,370)	(985,759)	(1)	FE07	
57,909,973	329,756,797	10,607,333	68,517,305	1		
13,779	1,916,336	305,385	-	319,164	FG01	
1,794	3,111,584	230,422	-	232,216	FG02	
-	520,135	165,565	-	165,565	FG03	
-	2,510,090	(78,090)	-	(78,090)	FG04	
-	857,107	106,593	-	106,593	FG07	
-	650,023	299,677	-	299,677	FG08	
-	1,010,364	130,636	-	130,636	FG09	
-	390,754	231,146	-	231,146	FG11	
-	617,696	170,104	-	170,104	FG14	
15,573	11,584,089	1,561,438	-	1,577,011		

**COMMONWEALTH OF KENTUCKY TRANSPORTATION CABINET
ALLOTMENT AND EXPENDITURES STATEMENT
ROAD FUND
JULY 1, 2009 TO JUNE 30, 2010**

	SOURCE OF ALLOTMENTS		
	PRIOR YEAR ALLOTMENTS	CURRENT YEAR ALLOTMENTS	TOTAL ALLOTMENTS
PLANNING			
FH01 DISTRICT OVERHEAD PLANNING	-	333,500	333,500
FH02 HIGHWAYS PLANNING	-	1,858,500	1,858,500
FH03 METROPOLITAN PLANNING	-	282,000	282,000
FH06 AREA DEVELOP DIST FINANCIAL ASST	-	1,030,000	1,030,000
TOTAL PLANNING	-	3,504,000	3,504,000
OPERATIONS			
FJ01 HIGHWAY DISTRICT OPERATIONS	-	20,848,000	20,848,000
FJ02 ADMINISTRATION EARNINGS-RS	-	(1,268,600)	(1,268,600)
FJ04 OFFICE OF THE COMMISSIONER	-	415,000	415,000
FJ05 CONTRACT PROCUREMENT	-	1,646,500	1,646,500
FJ06 STATE HIGHWAY ENGINEER	-	3,130,600	3,130,600
FJ08 DISTRICT LEGAL	-	24,771,500	24,771,500
TOTAL OPERATIONS	-	24,771,500	24,771,500
OFFICE OF HWY SAFETY			
FL01 SAFETY OFFICE	-	142,000	142,000
FL02 INCIDENT MANAGEMENT	-	3,893,000	3,893,000
FL03 HWY SAFETY PROGRAMS	-	323,400	323,400
TOTAL HWY SAFETY	-	4,358,400	4,358,400
TOTAL HIGHWAYS	200,023,606	678,859,698	878,883,304
VEHICLE REGULATION			
GA01 OFFICE OF THE COMMISSIONER	-	1,389,800	1,389,800
GA02 DRIVERS LICENSES	-	3,807,600	3,807,600
GA03 MOTOR CARRIERS	-	3,169,300	3,169,300
GA04 MOTOR VEHICLE LICENSES	-	4,932,400	4,932,400
GA05 DRIVER HISTORY RECORD DUI	-	216,000	216,000
GA07 DRIVERS EDUCATION	-	640,820	640,820
GA08 PHOTO LICENSES	-	3,000,000	3,000,000
GA09 TRAFFIC OFFENDERS SCHOOL	-	936,000	936,000
GA10 VEHICLE TITLING	-	2,677,000	2,677,000
GA28 COUNTY CLERK IT IMPROVEMENT	-	2,000,000	2,000,000
TOTAL VEHICLE REGULATION	-	22,768,920	22,768,920
TOTAL VEHICLE REGULATION	-	22,768,920	22,768,920
DEBT SERVICE			
HA05 ED - LEASE RENTAL	-	54,278,000	54,278,000
TOTAL DEBT SERVICE	-	54,278,000	54,278,000
TOTAL DEBT SERVICE	-	54,278,000	54,278,000

OUTSTANDING ENCUMBRANCES	DISPOSITION OF BALANCE			FORWARDED	LAPSE	FUNC
	EXPENDITURES AND TRANSFERS	BALANCE				
-	175,222	158,278	-	158,278	FH01	
-	70,936	1,787,564	-	1,787,564	FH02	
82,246	98,431	101,323	-	183,569	FH03	
233,844	790,684	5,472	-	239,316	FH06	
316,090	1,135,273	2,052,637	-	2,368,727		
74,670	20,702,412	70,918	-	145,588	FJ01	
-	(1,389,421)	120,821	-	120,821	FJ02	
-	221,457	193,543	-	193,543	FJ04	
-	1,430,158	216,342	-	216,342	FJ05	
-	2,386,205	744,395	-	744,395	FJ06	
74,670	23,350,811	1,346,019	-	1,420,689		
-	124,219	17,781	-	17,781	FL01	
53,433	3,548,225	291,342	-	344,775	FL02	
-	128,521	194,879	-	194,879	FL03	
53,433	3,800,965	504,002	-	557,435		
265,311,349	660,140,966	(46,569,011)	212,818,474	5,923,864		
-	1,031,556	358,244	-	358,244	GA01	
48,114	3,318,553	440,933	-	489,047	GA02	
-	2,783,161	386,139	-	386,139	GA03	
-	4,428,755	503,645	-	503,645	GA04	
-	54,077	161,923	-	161,923	GA05	
273,329	794,402	(426,911)	-	(153,582)	GA07	
-	2,438,495	561,505	-	561,505	GA08	
329,294	627,843	(21,137)	-	308,157	GA09	
-	2,360,022	316,978	-	316,978	GA10	
15,290	2,042,895	(58,185)	-	(42,895)	GA28	
666,027	19,879,759	2,223,134	-	2,889,161		
666,027	19,879,759	2,223,134	-	2,889,161		
-	31,005,916	23,272,084	-	23,272,084	HA05	
-	31,005,916	23,272,084	-	23,272,084		
-	31,005,916	23,272,084	-	23,272,084		

**COMMONWEALTH OF KENTUCKY TRANSPORTATION CABINET
ALLOTMENT AND EXPENDITURES STATEMENT**

ROAD FUND

JULY 1, 2009 TO JUNE 30, 2010

	SOURCE OF ALLOTMENTS		
	PRIOR YEAR ALLOTMENTS	CURRENT YEAR ALLOTMENTS	TOTAL ALLOTMENTS
GENERAL ADMINISTRATION AND SUPPORT			
OFFICE OF SECRETARY			
KA01 GENERAL COUNSEL	-	7,209,100	7,209,100
KA02 BOARD OF CLAIMS	-	1,233,300	1,233,300
KA10 OFFICE OF MINORITY AFFAIRS	-	782,200	782,200
KA21 SECRETARY'S OFFICE	-	1,605,300	1,605,300
KA22 PUBLIC RELATIONS	-	629,500	629,500
KA23 POLICY & FISCAL MANAGEMENT	-	920,400	920,400
KA24 ADMINISTRATIVE SUPPORT EARNINGS	-	(672,900)	(672,900)
KA35 TRANSPORTATION ACCOUNTABILITY	-	785,100	785,100
KA40 DIVISION OF ACCOUNTS	-	1,576,900	1,576,900
KA46 OFFICE OF PERSONNEL MANAGEMENT	-	974,100	974,100
KA47 SUPPORT SERVICES	-	182,000	182,000
KA48 FACILITY MANAGEMENT	-	17,106,600	17,106,600
KA49 GRAPHIC DESIGN AND PRINTING	-	2,658,300	2,658,300
KA50 DIVISION OF PURCHASES	-	624,800	624,800
KA51 INFORMATION TECHNOLOGY	-	10,006,100	10,006,100
KA52 TECHNOLOGY INFRASTRUCTURE	-	17,690,200	17,690,200
KA57 PERSONNEL ADMIN	-	818,200	818,200
KA58 EMPLOYEE MANAGEMENT	-	928,000	928,000
KA59 PROFESSIONAL DEVEL & ORG	-	1,045,300	1,045,300
KA60 AUDITS	-	721,800	721,800
KA61 ROAD FUND AUDITS	-	1,917,800	1,917,800
KA62 AUDIT SERVICES	-	1,035,800	1,035,800
TOTAL OFFICE OF SECRETARY	-	69,777,900	69,777,900
TOTAL GENERAL ADMIN AND SUPPORT	-	69,777,900	69,777,900
TRANSFERS TO CAPITAL CONSTRUCTION			
ND00 TRANSFERS TO CAP CONSTRUCTION	4,065,000	4,150,000	8,215,000
TOTAL TRANSFERS TO CAP CONSTRUCTION	4,065,000	4,150,000	8,215,000
TOTAL TRANSPORTATION CABINET	284,237,796	1,124,235,912	1,408,473,708
TOTAL ALL CABINETS	284,237,796	1,201,992,412	1,486,230,208
NON-BUDGETARY			
NE00 / AN05 UNREDEEMED CHECKS			
TOTAL RECEIPTS TO SURPLUS			
TOTAL NON-BUDGETARY			
TOTAL ROAD FUND EXPENDITURES AND TRANSFERS FY10			

OUTSTANDING ENCUMBRANCES	DISPOSITION OF BALANCE		FORWARDED	LAPSE	FUNC
	EXPENDITURES AND TRANSFERS	BALANCE			
12,453	6,392,182	804,465	-	816,918	KA01
-	1,057,288	176,012	-	176,012	KA02
-	495,114	287,086	-	287,086	KA10
53,047	642,828	909,425	-	962,472	KA21
-	581,206	48,294	-	48,294	KA22
-	874,992	45,408	-	45,408	KA23
-	(730,716)	57,816	-	57,816	KA24
-	673,871	111,229	-	111,229	KA35
-	1,353,140	223,760	-	223,760	KA40
-	527,602	446,498	-	446,498	KA46
-	190,948	(8,948)	-	(8,948)	KA47
4,159	16,026,658	1,075,783	-	1,079,942	KA48
19,992	2,243,013	395,295	-	415,287	KA49
-	542,071	82,729	-	82,729	KA50
249,973	10,119,721	(363,594)	-	(113,621)	KA51
-	16,681,758	1,008,442	-	1,008,442	KA52
-	652,424	165,776	-	165,776	KA57
-	940,983	(12,983)	-	(12,983)	KA58
-	853,500	191,800	-	191,800	KA59
31,775	635,433	54,592	-	86,367	KA60
-	1,869,133	48,667	-	48,667	KA61
-	896,816	138,984	-	138,984	KA62
<u>371,399</u>	<u>63,519,965</u>	<u>5,886,536</u>	-	<u>6,257,935</u>	
371,399	63,519,965	5,886,536	-	6,257,935	
-	5,890,000	2,325,000	2,325,000	-	ND00
-	5,890,000	2,325,000	2,325,000	-	
<u>274,730,049</u>	<u>1,056,016,373</u>	<u>77,727,286</u>	<u>313,871,582</u>	<u>38,585,753</u>	
<u>274,730,049</u>	<u>1,133,767,164</u>	<u>77,732,995</u>	<u>313,871,582</u>	<u>38,591,462</u>	
	<u>1,360,910</u>	<u>(1,360,910)</u>	-	<u>(1,360,910)</u>	NE00
	1,360,910	(1,360,910)	-	(1,360,910)	
	<u>1,360,910</u>	<u>(1,360,910)</u>	-	<u>(1,360,910)</u>	
	<u>1,135,128,074</u>	<u>76,372,085</u>	<u>313,871,582</u>	<u>37,230,552</u>	

**COMMONWEALTH OF KENTUCKY TRANSPORTATION CABINET
STATEMENT OF REVENUES, EXPENDITURES, AND CHANGES IN FUND BALANCE
ROAD FUND
FOR THE YEAR ENDED JUNE 30, 2010**

REVENUES:	
TAXES	1,060,856,560
LICENSE, FEES AND PERMITS	128,388,744
CHARGES FOR SERVICES	9,207,076
FINES AND FORFEITURES	21,898
INTEREST AND OTHER INVESTMENT INCOME	3,633,987
OTHER REVENUES	4,497,647
OTHER GOVERNMENTAL AGENCIES	16,726
 TOTAL REVENUES	 <u>1,206,622,638</u>
EXPENDITURES:	
FINANCE AND ADMINISTRATION CABINET	3,019,291
JUSTICE CABINET	73,881,500
STATE TREASURY OFFICE	250,000
GOVERNOR OFFICE HLS	250,000
KENTUCKY ARTISAN CENTER AT BEREA	350,000
AIR TRANSPORTATION	3,989,186
REVENUE SHARING	271,590,581
HIGHWAYS	660,140,966
VEHICLE REGULATION	19,879,759
DEBT SERVICE	31,005,916
GENERAL ADMINISTRATION AND SUPPORT	63,519,965
TRANSFERS TO CAPITAL CONSTRUCTION	5,890,000
UNREDEEMED CHECKS	1,360,910
 TOTAL EXPENDITURES	 <u>1,135,128,074</u>
 EXCESS OF REVENUES OVER (UNDER) EXPENDITURES	 71,494,564
 OPERATING TRANSFERS-IN	
OPERATING TRANSFERS-IN FROM CAPITAL PROJECTS	8,869
 NET OTHER SOURCES (USES) OF FINANCIAL RESOURCES	 <u>8,869</u>
 EXCESS OF REVENUE AND OTHER FINANCIAL SOURCES OVER (UNDER) EXPENDITURES	 71,503,433
 FUND BALANCE, JULY 1, 2009 AS RESTATED	 284,238,941
 FUND BALANCE, JUNE 30, 2010	 <u>355,742,374</u>

**COMMONWEALTH OF KENTUCKY TRANSPORTATION CABINET
STATEMENT OF REVENUES AND OTHER RECEIPTS
FEDERAL FUND
JULY 1, 2009 TO JUNE 30, 2010**

	ACTUAL REVENUES	REVENUE SOURCE
AIRPORT INSPECTION PROGRAM	80,130	R618
PUBLIC TRANSPORTATION DEV PROG	25,070,737	R615
PUBLIC TRANSPORTATION DEV PROG - ARRA	20,680,911	R615
TOTAL PUBL TRANS DEV PROG	<u>45,751,648</u>	
FEDERAL HIGHWAY ADMINISTRATION AID	534,364,778	R613
FEDERAL HIGHWAY ADMINISTRATION AID - ARRA	184,811,037	R613
TOTAL FED HWY ADMIN AID	<u>719,175,815</u>	
FEDERAL AID HIGHWAY SAFETY	2,605,266	R614
FEDERAL AID HIGHWAY SAFETY - NHTSA	4,164,924	R614
TOTAL FED AID HWY SAFETY	<u>6,770,190</u>	
FEDERAL PROBLEM DRIVER POINTER SYSTEM		
FEDERAL HIGHWAY ADMIN SPECIAL PROJECTS	<u>14,577</u>	R619
TOTAL CASH RECEIPTS	<u><u>771,792,360</u></u>	

**COMMONWEALTH OF KENTUCKY TRANSPORTATION CABINET
ALLOTMENT AND EXPENDITURES STATEMENT
FEDERAL FUND
JULY 1, 200 TO JUNE 30, 2010**

	SOURCE OF ALLOTMENTS		
	PRIOR YEAR ALLOTMENTS	CURRENT YEAR ALLOTMENTS	TOTAL ALLOTMENTS
AIR TRANSPORTATION			
AIR DEVELOPMENT			
BC02 AIRPORT INSPECTION	19,455	14,999	34,454
BC56 GPS GRANT STUDY	76,965	-	76,965
BC62 GENERAL AVIATION FEDERAL GRANTS	-	150,500	150,500
TOTAL AIRPORT DEVELOPMENT CONST	96,420	165,499	261,919
CAPITAL CITY AIRPORT			
BD01 CAPITAL CITY AIRPORT	-	17,000	17,000
TOTAL CAPITAL CITY AIRPORT	-	17,000	17,000
TOTAL AIR TRANSPORTATION	96,420	182,499	278,919
PUBLIC TRANSPORTATION			
EA52 MASS TRANSPORTATION CONST	-	44,546,000	44,546,000
EA52 MASS TRANSPORTATION CONST - ARRA	-	21,279,000	21,279,000
TOTAL PUBLIC TRANSPORTATION	-	65,825,000	65,825,000
TOTAL PUBLIC TRANSPORTATION	-	65,825,000	65,825,000
HIGHWAYS			
RESEARCH			
FA01 RESEARCH	1,540,077	3,717,999	5,258,076
TOTAL RESEARCH	1,540,077	3,717,999	5,258,076
CONSTRUCTION			
FD51 SPECIAL PROGRAMS	53,043	-	53,043
FD52 FEDERAL AID PROJECTS	983,167,346	517,659,331	1,500,826,677
FD52 FEDERAL AID PROJECTS - ARRA	(4,911,197)	84,584,888	79,673,691
FD53 GARVEE BOND DEBT SERVICE	12,437,152	68,723,100	81,160,252
FD54 LOUISVILLE BRIDGE PROJECT	(14,757,362)	32,322,682	17,565,320
TOTAL CONSTRUCTION	975,988,982	703,290,001	1,679,278,983
PLANNING			
FH02 HIGHWAYS PLANNING	-	10,636,100	10,636,100
FH03 METROPOLITAN PLANNING	-	2,365,400	2,365,400
TOTAL PLANNING	-	13,001,500	13,001,500
OFFICE OF HWY SAFETY			
FL03 HWY SAFETY PROGRAMS - NHTSA	-	9,966,500	9,966,500
TOTAL HWY SAFETY	-	9,966,500	9,966,500
TOTAL HIGHWAYS	977,529,059	729,976,000	1,707,505,059

DISPOSITION OF BALANCE					
OUTSTANDING ENCUMBRANCES	EXPENDITURES AND TRANSFERS	BALANCE	FORWARDED	LAPSE	FUNC
-	3,067	31,387	31,387	-	BC02
-	(1,806)	78,771	78,770	-	1 BC56
131,883	-	18,617	150,500	-	BC62
131,883	1,261	128,775	260,657	1	
-	14,577	2,423	-	2,423	BD01
-	14,577	2,423	-	2,423	
131,883	15,838	131,198	260,657	2,424	
5,436,328	25,070,737	14,038,935	19,475,263	-	EA52
598,080	20,680,911	9	598,089	-	EA52
6,034,408	45,751,648	14,038,944	20,073,352	-	
6,034,408	45,751,648	14,038,944	20,073,352	-	
-	3,347,049	1,911,027	1,911,026	1	FA01
-	3,347,049	1,911,027	1,911,026	1	
-	-	53,043	53,043	-	FD51
401,771,783	451,784,001	647,270,893	1,049,042,677	(1)	FD52
218,860,881	185,458,468	(324,645,658)	(105,784,777)	-	FD52
-	43,901,409	37,258,843	37,258,843	-	FD53
13,688,036	14,152,840	(10,275,556)	3,412,479	1	FD54
634,320,700	695,296,718	349,661,565	983,982,265	-	
1,114,487	7,451,542	2,070,071	-	3,184,558	FH02
1,343,890	1,636,608	(615,098)	-	728,792	FH03
2,458,377	9,088,150	1,454,973	-	3,913,350	
4,030,515	3,939,665	1,996,320	-	6,026,835	FL03
4,030,515	3,939,665	1,996,320	-	6,026,835	
640,809,592	711,671,582	355,023,885	985,893,291	9,940,186	

**COMMONWEALTH OF KENTUCKY TRANSPORTATION CABINET
ALLOTMENT AND EXPENDITURES STATEMENT
FEDERAL FUND
JULY 1, 2009 TO JUNE 30, 2010**

	SOURCE OF ALLOTMENTS		
	PRIOR YEAR ALLOTMENTS	CURRENT YEAR ALLOTMENTS	TOTAL ALLOTMENTS
VEHICLE REGULATION			
GA01 COMMISSIONER'S OFFICE	-	640,600	640,600
GA02 DRIVER LICENSING	-	8,531,100	8,531,100
TOTAL VEHICLE REGULATION	-	9,171,700	9,171,700
TOTAL VEHICLE REGULATION	-	9,171,700	9,171,700
TOTAL FEDERAL FUND	977,625,479	805,155,199	1,782,780,678

TOTAL FEDERAL FUND EXPENDITURES AND TRANSFERS FY10

OUTSTANDING ENCUMBRANCES	DISPOSITION OF BALANCE		FORWARDED (SEE NOTES)	LAPSE	FUNC
	EXPENDITURES AND TRANSFERS	BALANCE			
-	246,711	393,889	-	393,889	GA01
309,558	1,751,466	6,470,076	-	6,779,634	GA02
309,558	1,998,177	6,863,965	-	7,173,523	
309,558	1,998,177	6,863,965	-	7,173,523	
647,285,441	759,437,245	376,057,992	1,006,227,300	17,116,133	

759,437,245	376,057,992	1,006,227,300	17,116,133
-------------	-------------	---------------	------------

**COMMONWEALTH OF KENTUCKY TRANSPORTATION CABINET
STATEMENT OF REVENUES, EXPENDITURES, AND CHANGES IN FUND BALANCE
FEDERAL FUND
FOR THE YEAR ENDED, JUNE 30, 2010**

INTERGOVERNMENTAL REVENUES:	
AIRPORT INSPECTION PROGRAM	80,130
PUBLIC TRANSPORTATION DEVELOPMENT PROGRAM	45,751,648
FEDERAL HIGHWAY ADMIN AID	719,175,815
FEDERAL AID HIGHWAY SAFETY	6,770,190
FEDERAL HIGHWAY ADMIN-SPECIAL PROJECTS	14,577
TOTAL REVENUES	<u>771,792,360</u>
EXPENDITURES:	
AIR TRANSPORTATION	15,838
PUBLIC TRANSPORTATION	45,751,648
HIGHWAYS	711,671,582
VEHICLE REGULATION	1,998,177
TOTAL EXPENDITURES	<u>759,437,245</u>
EXCESS OF REVENUES OVER (UNDER) EXPENDITURES	12,355,115
EXCESS OF REVENUE AND OTHER FINANCIAL SOURCES OVER (UNDER) EXPENDITURES	12,355,115
FUND BALANCE, JULY 1, 2009 AS RESTATED	(35,229,497)
FUND BALANCE, JUNE 30, 2010	<u><u>(22,874,382)</u></u>

**COMMONWEALTH OF KENTUCKY TRANSPORTATION CABINET
STATEMENT OF REVENUES AND OTHER RECEIPTS
AGENCY FUND
JULY 1, 2009 TO JUNE 30, 2010**

<u>DESCRIPTION</u>	ACTUAL REVENUES	REVENUE SOURCE
<u>TAXES</u>		
AVIATION FUEL SALES TAX	4,834,670	R150
TOTAL TAXES	<u>4,834,670</u>	
<u>LICENSE, FEES, AND PERMITS</u>		
MOTOR VEHICLE COMMISSION RECEIPTS	944,650	R403
MOTOR BOAT TITLING	275,366	R357
MOTOR VEHICLE TITLE FEES	57,273	R349
GENERAL FEES FROM PUBLIC	2,844,498	R404
WASTE TRANSPORT PERMITS AND LIC	44,788	R348
COMMERCIAL DRIVERS LICENSE	1,100,753	R301
OTHER FEES RELATED TO LICENSES	1,953,805	R386
PASS CAR/AVIS REPLACEMENT ACCT	4,086,090	R305
PASS CAR/COUNTY CLERK IT IMPROV ACCT	4,086,090	R305
PASS CAR/COUNTY CLERK SUPPLEMENT ACCT	4,086,090	R305
OPERATORS LICENSE REIN FEES	240,443	R350
TOTAL LICENSE, FEES AND PERMITS	<u>19,719,846</u>	
<u>OTHER REVENUES</u>		
EQUIPMENT RENTAL INCOME	46,220,731	R498
GENERAL SALES TO PUBLIC	670,982	R401
GENERAL RETALS & RENT OF BLDG TO PUBLIC	141,207	R402,R409
GENERAL SERVICES TO PUBLIC	2,708,446	R426
PROCEEDS FROM ASSET DISPOSITION	6,072,829	R821
OTHER RECEIPTS	517,302	R827,R999
OTHER DEPOSITS	1,392	R839
INTEREST INCOME	215,148	R771
ECON. DEVELOPMENT BOND INTEREST	1,469,998	R771
GARVEE BOND INTEREST	2,647,700	R771
2008 GA AUTH LOUISVILLE BRIDGES PROJECT	129,151	R771
FINES	80,564	R701
TOTAL OTHER REVENUES	<u>60,875,450</u>	

**COMMONWEALTH OF KENTUCKY TRANSPORTATION CABINET
STATEMENT OF REVENUES AND OTHER RECEIPTS
AGENCY FUND
JULY 1, 2009 TO JUNE 30, 2010**

DESCRIPTION	ACTUAL REVENUES	REVENUE SOURCE
<u>REVENUE FROM OTHER GOVERNMENTS</u>		
AIRPORT STRIPING RECEIPTS	4,080	R694
GENERAL SALES TO OTH ST AGY	46,131	R431
GENERAL FEES FROM OTH ST AGY	737,908	R434
GENERAL SERVS TO OTH ST AGY	89,833	R436
RENT OF BLDGS TO OTH ST AGY	75,830	R439
MAINT REC CHARGED TO OTH ST AGY	44,758	R442
FHWA SPECIAL PROJECTS	231,443	R601
OTHER STATE REVENUES	<u>15,117,172</u>	R681
TOTAL REV. FROM OTHER GOVERNMENTS	16,347,155	
TOTAL REVENUES	<u>101,777,121</u>	
<u>OTHER FINANCING SOURCES</u>		
PROCEEDS FROM ISSUE OF NOTES FOR ECON DEV BONDS	200,000,000	N991
PROCEEDS FROM ISSUE OF NOTES FOR BRAC ECON DEV BONDS	50,000,000	N991
PROCEEDS FROM ISSUE OF NOTES FOR LOUISVILLE BRIDGES BONDS	<u>100,000,000</u>	N997
TOTAL OTHER FINANCING SOURCES	350,000,000	
<u>TRANSFERS IN</u>		
TRANSFER FROM CAPITAL PROJ FUND	45,558	N10C
TRANSFER FROM FEDERAL FUND FEMA	<u>11,905,482</u>	N112
TOTAL OPERATING TRANSFERS IN	11,951,040	
TOTAL CASH RECEIPTS	<u><u>463,728,161</u></u>	

THIS PAGE INTENTIONALLY LEFT BLANK

**COMMONWEALTH OF KENTUCKY TRANSPORTATION CABINET
ALLOTMENT AND EXPENDITURES STATEMENT
AGENCY FUND
JULY 1, 2009 TO JUNE 30, 2010**

	SOURCE OF ALLOTMENTS		
	PRIOR YEAR ALLOTMENTS	CURRENT YEAR ALLOTMENTS	TOTAL ALLOTMENTS
AIR TRANSPORTATION			
AIR DEVELOPMENT			
BC01 AIRPORT STRIPING	(10,844)	143,244	132,400
BC02 AIRPORT INSPECTION	12,250	750	13,000
BC51 AERONAUTICS	(123,218)	1,430,118	1,306,900
BC53 AVIATION ECONOMIC DEV	2,138,211	2,730,079	4,868,290
BC54 FEDERAL PROJECT MATCH	27,889	111,898	139,787
BC56 GPS STUDY GRANT	5,581	362	5,943
BC57 ZONING COMMISSION VIOLATIONS	-	-	-
BC60 AVIATION ECON DEV BOND	-	4,602,100	4,602,100
TOTAL AIR DEVELOPMENT	2,049,869	9,018,551	11,068,420
CAPITAL CITY AIRPORT			
BD01 CAPITAL CITY AIRPORT	-	2,179,800	2,179,800
TOTAL CAPITAL CITY AIRPORT	-	2,179,800	2,179,800
TOTAL AIR TRANSPORTATION	2,049,869	11,198,351	13,248,220
PUBLIC TRANSPORTATION			
EA53 HUMAN SERVICES TRANSPORTATION ADMIN	-	522,500	522,500
TOTAL PUBLIC TRANSPORTATION	-	522,500	522,500
TOTAL PUBLIC TRANSPORTATION	-	522,500	522,500
REVENUE SHARING			
COUNTY ROAD AID-COUNTIES			
CA04 2005 COUNTY BONDS FORMULA	-	568,543	568,543
CA05 COUNTY BONDS APPLICATION	-	2,836,757	2,836,757
TOTAL COUNTY ROAD AID-COUNTIES	-	3,405,300	3,405,300
MUNICIPAL AID			
CC04 2005 MUNICIPAL BONDS FORMULA	-	3,974,952	3,974,952
CC05 MUNICIPAL BONDS APPLICATION	-	2,242,048	2,242,048
TOTAL COUNTY MUNICIPAL AID-COUNTIES	-	6,217,000	6,217,000
TOTAL REVENUE SHARING	-	9,622,300	9,622,300
HIGHWAYS			
CONSTRUCTION			
FD04 CONSTRUCTION	-	4,000,000	4,000,000
FD05 STATEWIDE RESURFACING	-	-	-
FD51 FHWA-SPECIAL PROJECTS	-	12,000,000	12,000,000
FD52 FEDERAL AID PROJECTS	-	30,000,000	30,000,000
FD54 LOUISVILLE BRIDGE PROJECT	-	-	-
TOTAL CONSTRUCTION	-	46,000,000	46,000,000

DISPOSITION OF BALANCE					
OUTSTANDING ENCUMBRANCES	EXPENDITURES AND TRANSFERS	BALANCE	FORWARDED	LAPSE	FUNC
6,248	119,475	6,677	-	12,925	BC01
-	4,337	8,663	-	8,663	BC02
13,233	1,187,942	105,725	-	118,958	BC51
1,271,195	2,500,183	1,096,912	6,865	2,361,242	BC53
45,029	77,412	17,346	-	62,375	BC54
-	1,806	4,137	-	4,137	BC56
-	10,641	(10,641)	-	(10,641)	BC57
-	4,602,030	70	-	70	BC60
1,335,705	8,503,826	1,228,889	6,865	2,557,729	
-	1,456,162	723,638	-	723,638	BD01
-	1,456,162	723,638	-	723,638	
1,335,705	9,959,988	1,952,527	6,865	3,281,367	
-	440,000	82,500	-	82,500	EA53
-	440,000	82,500	-	82,500	
-	440,000	82,500	-	82,500	
-	196,538	372,005	-	372,005	CA04
-	926,931	1,909,826	-	1,909,826	CA05
-	1,123,469	2,281,831	-	2,281,831	
-	728,123	3,246,829	-	3,246,829	CC04
-	1,329,929	912,119	-	912,119	CC05
-	2,058,052	4,158,948	-	4,158,948	
-	3,181,521	6,440,779	-	6,440,779	
30,372	1,783,732	2,185,896	503,218	1,713,050	FD04
-	-	-	-	-	FD05
3,103,420	15,881,929	(6,985,349)	-	(3,881,929)	FD51
1,939,442	9,161,744	18,898,814	-	20,838,256	FD52
5,680,287	50,003	(5,730,290)	370,666	(420,669)	FD54
10,753,521	26,877,408	8,369,071	873,884	18,248,708	

**COMMONWEALTH OF KENTUCKY TRANSPORTATION CABINET
ALLOTMENT AND EXPENDITURES STATEMENT
AGENCY FUND
JULY 1, 2009 TO JUNE 30, 2010**

	SOURCE OF ALLOTMENTS		
	PRIOR YEAR ALLOTMENTS	CURRENT YEAR ALLOTMENTS	TOTAL ALLOTMENTS
MAINTENANCE			
FE01 MAINTENANCE	-	292,900	292,900
FE04 TRAFFIC	-	3,750,400	3,750,400
TOTAL MAINTENANCE	-	4,043,300	4,043,300
EQUIPMENT SERVICES			
FK01 EQUIPMENT OPERATIONS	-	40,068,700	40,068,700
FK03 EQUIPMENT PURCHASES	-	28,892,200	28,892,200
FK05 EQUIPMENT DEPRECIATION	-	(11,200,000)	(11,200,000)
FK07 BUY BACK EQUIPMENT	-	1,150,000	1,150,000
TOTAL EQUIPMENT SERVICES	-	58,910,900	58,910,900
OFFICE OF HWY SAFETY			
FL03 HWY SAFETY PROGRAMS	-	2,000	2,000
TOTAL HWY SAFETY	-	2,000	2,000
BOND CONSTRUCTION			
ED DEV BOND SERIES			
JL01 2005 GA AUTH ED BONDS SERIES	22,718,823	(1)	22,718,822
JL02 2006 GA AUTH ED BONDS SERIES	48,839,937	410,034,800	458,874,737
JL03 2009 GA AUTH ED BONDS SERIES	-	-	-
TOTAL ED BOND SERIES	71,558,760	410,034,799	481,593,559
BRAC ED BOND SERIES			
JP01 2008 GA AUTH BRAC BONDS	-	48,865,900	48,865,900
TOTAL BRAC ED BOND SERIES	-	48,865,900	48,865,900
TOTAL ED BOND	71,558,760	458,900,699	530,459,459
GARVEE BOND			
JM01 2005 I65 REHABILITATION	12,682,528	1,176,026	13,858,554
JM02 2005 I75 REHABILITATION	39,778,454	2,587,332	42,365,786
JM03 2007 I64 REHABILITATION	61,397,499	123,853	61,521,352
TOTAL GARVEE BOND	113,858,481	3,887,211	117,745,692
LSIORB PROJ GARVEE BOND			
JZ01 2008 LOUISVILLE BRIDGES	-	221,000,000	221,000,000
TOTAL LSIORB PROJ GARVEE BOND	-	221,000,000	221,000,000
TOTAL GARVEE BOND	113,858,481	224,887,211	338,745,692
TOTAL BOND CONSTRUCTION	185,417,241	683,787,910	869,205,151
TOTAL HIGHWAYS	185,417,241	792,744,110	978,161,351

DISPOSITION OF BALANCE					
OUTSTANDING ENCUMBRANCES	EXPENDITURES AND TRANSFERS	BALANCE	FORWARDED	LAPSE	FUNC
41,910	866,283	(615,293)	-	(573,383)	FE01
288,656	2,295,075	1,166,669	-	1,455,325	FE04
330,566	3,161,358	551,376	-	881,942	
91,877	40,203,625	(226,802)	(134,925)	-	FK01
4,527,980	25,146,976	(782,756)	3,745,224	-	FK03
-	(11,200,000)	-	-	-	FK05
-	1,150,000	-	-	-	FK07
4,619,857	55,300,601	(1,009,558)	3,610,299	-	
-	-	2,000	-	2,000	FL03
-	-	2,000	-	2,000	
6,609,404	8,848,166	7,261,252	13,870,655	1	JL01
13,589,347	25,485,449	419,799,941	433,389,288	-	JL02
67,435,778	31,208,293	(98,644,071)	(31,208,292)	(1)	JL03
87,634,529	65,541,908	328,417,122	416,051,651	-	
2,046,023	14,720,152	32,099,725	34,145,748	-	JP01
2,046,023	14,720,152	32,099,725	34,145,748	-	
89,680,552	80,262,060	360,516,847	450,197,399	-	
2,880,964	8,467,997	2,509,593	5,390,557	-	JM01
12,719,829	28,209,237	1,436,720	14,156,549	-	JM02
28,205,714	11,958,122	21,357,516	49,563,229	1	JM03
43,806,507	48,635,356	25,303,829	69,110,335	1	
16,065,821	4,801,082	200,133,097	95,198,918	121,000,000	JZ01
16,065,821	4,801,082	200,133,097	95,198,918	121,000,000	
59,872,328	53,436,438	225,436,926	164,309,253	121,000,001	
149,552,880	133,698,498	585,953,773	614,506,652	121,000,001	
165,256,824	219,037,865	593,866,662	618,990,835	140,132,651	

**COMMONWEALTH OF KENTUCKY TRANSPORTATION CABINET
ALLOTMENT AND EXPENDITURES STATEMENT
AGENCY FUND
JULY 1, 2009 TO JUNE 30, 2010**

	SOURCE OF ALLOTMENTS		
	PRIOR YEAR ALLOTMENTS	CURRENT YEAR ALLOTMENTS	TOTAL ALLOTMENTS
VEHICLE REGULATION			
VEHICLE REGULATION			
GA12 ALCOHOLIC DRIVER EDUCATION	-	250,000	250,000
GA16 MOTOR BOAT TITLING	-	200,000	200,000
GA17 COMMERCIAL DRIVERS LICENSES	207,739	1,125,000	1,332,739
GA18 SOLID WASTE TRANSPORT LICENSE	-	55,000	55,000
GA25 REFLECTORIZED LICENSE PLATE	2,251,524	1,225,299	3,476,823
GA26 INTERNET RENEWAL CONVEN FEE	-	45,000	45,000
GA27 AVIS REPLACEMENT	-	680,000	680,000
GA29 COUNTY CLERK REVENUE SUPP ACCT	-	4,000,000	4,000,000
TOTAL VEHICLE REGULATION	2,459,263	7,580,299	10,039,562
MOTOR VEHICLE COMMISSION			
GB01 MOTOR VEHICLE COMMISSION	-	923,200	923,200
TOTAL MOTOR VEHICLE COMMISSION	-	923,200	923,200
TOTAL VEHICLE REGULATION	2,459,263	8,503,499	10,962,762
GENERAL ADMINISTRATION AND SUPPORT			
EXECUTIVE POLICY AND MANAGEMENT			
KA20 OTHER AGENCY PARTICIPATION	-	20,000	20,000
TOTAL EXECUTIVE POL AND MGMT	-	20,000	20,000
TOTAL GENERAL ADMIN AND SUPPORT	-	20,000	20,000
TOTAL AGENCY FUND FY10	189,926,373	822,610,760	1,012,537,133
NON-BUDGETARY			
OPERATING TRANSFERS			
TRANSFER OUT TO GENERAL FUND			
TRANSFER TO AGENCY FUND			
TOTAL OPERATING TRANSFERS			
TOTAL NON-BUDGETARY			
TOTAL AGENCY FUND EXPENDITURES AND TRANSFERS FY10			

DISPOSITION OF BALANCE					
OUTSTANDING ENCUMBRANCES	EXPENDITURES AND TRANSFERS	BALANCE	FORWARDED	LAPSE	FUNC
-	239,470	10,530	-	10,530	GA12
-	260,853	(60,853)	-	(60,853)	GA16
-	1,304,858	27,881	3,634	24,247	GA17
-	41,051	13,949	-	13,949	GA18
-	1,659,210	1,817,613	1,607,178	210,435	GA25
-	32,483	12,517	-	12,517	GA26
-	240,536	439,464	-	439,464	GA27
-	4,143,602	(143,602)	-	(143,602)	GA29
-	7,922,063	2,117,499	1,610,812	506,687	
-	912,778	10,422	-	10,422	GB01
-	912,778	10,422	-	10,422	
-	8,834,841	2,127,921	1,610,812	517,109	
-	6,120	13,880	-	13,880	KA20
-	6,120	13,880	-	13,880	
-	6,120	13,880	-	13,880	
<u>166,592,529</u>	241,460,335	604,484,269	620,608,512	150,468,286	
	15,922,927	(15,922,927)	-	(15,922,927)	
	1,063,806	(1,063,806)	-	(1,063,806)	
	16,986,733	(16,986,733)	-	(16,986,733)	
	16,986,733	(16,986,733)	-	(16,986,733)	
	258,447,068	587,497,536	620,608,512	133,481,553	

COMMONWEALTH OF KENTUCKY TRANSPORTATION CABINET
STATEMENT OF REVENUES, EXPENDITURES, AND CHANGES IN FUND BALANCE
AGENCY FUND
JULY 1, 2009 TO JUNE 30, 2010

REVENUES:	
TAXES	4,834,670
LICENSE, FEES, AND PERMITS	19,719,846
OTHER REVENUES	60,875,450
REVENUES FROM OTHER GOVERNMENTS	16,347,155
TOTAL REVENUES	<u>101,777,121</u>
EXPENDITURES:	
AIR TRANSPORTATION	9,959,988
PUBLIC TRANSPORTATION	440,000
REVENUE SHARING	3,181,521
HIGHWAYS	219,037,865
VEHICLE REGULATION	8,834,841
GENERAL ADMINISTRATION AND SUPPORT	6,120
TOTAL EXPENDITURES	<u>241,460,335</u>
EXCESS OF REVENUE OVER (UNDER) EXPENDITURES	(139,683,214)
OTHER SOURCES (USES) OF FINANCIAL RESOURCES:	
OPERATING TRANSFERS-IN FROM FEDERAL FUND FEMA	11,905,482
OPERATING TRANSFERS-IN FROM CAPITAL PROJECTS	45,558
PROCEEDS FROM ISSUE OF NOTES FOR ECONOMIC DEV BONDS	200,000,000
PROCEEDS FROM ISSUE OF NOTES FOR ECONOMIC DEV BONDS BRAC	50,000,000
PROCEEDS FROM ISSUE OF NOTES FOR LOUISVILLE BRIDGE BONDS	100,000,000
OPERATING TRANSFERS-OUT TO GENERAL FUND	(15,922,927)
OPERATING TRANSFERS-OUT TO AGENCY FUND	(1,063,806)
NET OTHER SOURCES (USES) OF FINANCIAL RESOURCES	<u>344,964,307</u>
EXCESS OF REVENUE AND OTHER FINANCIAL SOURCES OVER (UNDER) EXPENDITURES	205,281,093
FUND BALANCE, JULY 1, 2009	160,323,261
FUND BALANCE, JUNE 30, 2010	<u><u>365,604,354</u></u>

**COMMONWEALTH OF KENTUCKY TRANSPORTATION CABINET
 STATEMENT OF REVENUES AND OTHER RECEIPTS
 OTHER EXPENDABLE TRUST FUND
 JULY 1, 2009 TO JUNE 30, 2010**

	ACTUAL REVENUES	REVENUE SOURCE
<u>REVENUE FROM OTHER GOVERNMENTS</u>		
TRANSPORTATION SERVICE DELIVERY RECEIPTS	60,503,458	R434
TOTAL REVENUE FROM OTHER GOVERNMENTS	60,503,458	
TOTAL CURRENT YEAR RECEIPTS	60,503,458	

**COMMONWEALTH OF KENTUCKY TRANSPORTATION CABINET
ALLOTMENT AND EXPENDITURES STATEMENT
OTHER EXPENDABLE TRUST FUND
JULY 1, 2009 TO JUNE 30, 2010**

	SOURCE OF ALLOTMENTS		
	PRIOR YEAR ALLOTMENTS	CURRENT YEAR ALLOTMENTS	TOTAL ALLOTMENTS
PUBLIC TRANSPORTATION			
CONSERVATION - MASS FED AID			
6371 EA54 HUMAN SERVICES TRANSPORTATION	-	-	-
TOTAL CONSERVATION - MASS FED AID	-	-	-
TOTAL PUBLIC TRANSPORTATION	-	-	-
TOTAL OTHER EXPENDABLE TRUST FUND FY10			

OUTSTANDING ENCUMBRANCES	DISPOSITION OF BALANCE			FORWARDED	LAPSE	FUNC
	EXPENDITURES AND TRANSFERS	BALANCE				
509,163	60,503,458	(61,012,621)		-	(60,503,458)	EA54
509,163	60,503,458	(61,012,621)		-	(60,503,458)	
<u>509,163</u>	<u>60,503,458</u>	<u>(61,012,621)</u>		-	<u>(60,503,458)</u>	
	<u>60,503,458</u>	<u>(61,012,621)</u>		-	<u>(60,503,458)</u>	

**COMMONWEALTH OF KENTUCKY TRANSPORTATION CABINET
STATEMENT OF REVENUES, EXPENDITURES, AND CHANGES IN FUND BALANCE
OTHER EXPENDABLE TRUST FUND
FOR YEAR ENDED, JUNE 30, 2010**

INTERGOVERNMENTAL REVENUES:	
PUBLIC TRANSPORTATION	60,503,458
TOTAL REVENUES	60,503,458
EXPENDITURES:	
PUBLIC TRANSPORTATION	60,503,458
TOTAL EXPENDITURES	60,503,458
EXCESS OF REVENUE OVER (UNDER) EXPENDITURES	-
EXCESS OF REVENUE AND OTHER FINANCIAL SOURCES OVER (UNDER) EXPENDITURES	-
FUND BALANCE, JULY 1, 2009	(558,487)
FUND BALANCE, JUNE 30, 2010	(558,487)

**COMMONWEALTH OF KENTUCKY TRANSPORTATION CABINET
NOTES TO FINANCIAL STATEMENTS
JUNE 30, 2010**

NOTE 1 SIGNIFICANT ACCOUNTING POLICIES

A) Basis of Presentation

This annual report provides detailed balance sheet information for assets, liabilities, reserves, and fund balances. Separate revenue and expenditure statements have been developed for each Fund in accordance with recommended governmental accounting procedures for financial reporting.

The more significant accounting policies of the Transportation Cabinet are as follows:

1) Basis of Accounting

Consistent with past practices, the annual Financial Statement of the Transportation Cabinet is prepared on a modified cash basis of accounting and is prepared primarily for internal use of Cabinet management in evaluating current financial position. Revenue is recorded when received in cash and expenditures are recorded when disbursements are made. Appropriations and estimated revenues are formally recorded in the accounts for budgetary control purposes. Budgetary control over appropriations is enhanced through the use of an encumbrance system of accounting.

2) Cash and Investments

All cash on deposit with the State Treasurer is held in the Commonwealth's general depository bank account. The Cabinet's cash balances are invested in the state cash and investment pool under the auspices of the State Investment Commission as authorized under KRS 42.500.

3) Inventories

Expenditures for expendable supplies are recorded as expenditures when purchased. The cost of expendable supplies inventories at June 30, 2010 was \$51,108,877.

The inventory value is not reflected on the balance sheet of the annual statements; however, current year purchases of expendable supplies are reported as expenditures.

**COMMONWEALTH OF KENTUCKY TRANSPORTATION CABINET
NOTES TO FINANCIAL STATEMENTS
JUNE 30, 2010**

Significant accounting policies, continued:

4) Capital Assets

The approximate cost of capital assets at June 30, 2010, is as follows:

	Beginning Balance July 1, 2009	Additions	Disposals	Ending Balance June 30, 2010
Enhancement Easements	\$ 41,231,548	\$ -	\$ -	\$ 41,231,548
Land	16,678,550	78,021	-	16,756,571
Buildings	183,176,041	565,760	(687,455)	183,054,346
Office Equipment	6,900,256	1,472,724	(742,225)	7,630,755
Data Processing	8,303,385	818,065	(1,160,422)	7,961,028
Airplanes	726,334	-	-	726,334
Construction & Maintenance Equip	177,434,511	25,010,458	(12,726,353)	189,718,616
Construction In Progress-Bldgs	86,073	248,195	(193,839)	140,429
Construction in Progress-Infrastructure	2,143,700,156	1,712,548,461	(1,889,315,651)	1,966,932,966
Infrastructure	17,372,468,715	672,824,562	(26,607,500)	18,018,685,777
Total Capital Assets	<u>\$ 19,909,474,021</u>	<u>\$ 2,413,566,246</u>	<u>\$ (1,931,433,445)</u>	<u>\$ 20,391,606,822</u>

5) Pension Plan

Under the provisions of Kentucky Revised Statutes (KRS) 61.645, the Board of Trustees of the Kentucky Retirement Systems administers the Kentucky Employees Retirement System (KERS).

The Road Fund of the Transportation Cabinet contributes to KERS, a multiple-employer, cost-sharing, defined-benefit pension plan that covers substantially all regular full-time members employed in non-hazardous duty positions of any state department, board, or any agency directed by Executive Order to participate in the System. The plan provides for retirement, disability, and death benefit to plan members.

The employer and employee contribution rates for the year ended June 30, 2010 were 11.61% and 5% and an additional 1% for employees hired after September 1, 2008 of creditable compensation, respectively. Such rates were determined to provide for normal costs and interest on unfundable prior service costs. The Pension expenditures (employer's portion) through June 30, 2010 are approximately \$22.1 million.

6) Accumulated Employee Benefits

The value of accumulated vacation liability at June 30, 2010, was \$22,642,042 and accumulated compensatory time liability was \$8,157,564. The accumulated vacation dollar liability is restricted to the number of years of service for an employee. The compensatory dollar liability is restricted to 240 hours pay per employee.

**COMMONWEALTH OF KENTUCKY TRANSPORTATION CABINET
NOTES TO FINANCIAL STATEMENTS
JUNE 30, 2010**

Significant accounting policies, continued:

B) Fund Structure

The financial statements include the accounts of the General, Capital Projects, Road, Federal, Agency, and Other Expendable Trust Funds of the Kentucky Transportation Cabinet.

1) General Fund

This fund consists of monies appropriated by the General Assembly to KYTC from the Commonwealth's General Fund. General Fund appropriations to the Transportation Cabinet are primarily used for non-highway program functions.

2) Capital Projects Fund

This fund includes transactions relating to the acquisition, construction, or renovation of the Cabinet's major capital facilities and for the acquisition of major non-highway equipment.

3) Road Fund

This fund consists of money derived from excise or license taxation relating to gasoline and other motor fuels, and money derived from fees, excise or license taxation relating to registration, operation or use of vehicles for use on public highways. Use of these funds is restricted to expenditures relating to the cost of administration, statutory refunds and adjustments, payment of highway obligations, costs for construction, reconstruction, rights-of-way, maintenance and repair of public highways and bridges, and the expense of enforcing state traffic and motor vehicle laws.

4) Federal Fund

This fund includes all receipts from the federal government paid to KYTC as reimbursement for expenditures incurred on federal grant programs.

5) Agency Fund

This fund includes receipts collected from and expended for specific programs, most of which are defined in Kentucky Revised Statutes. Additionally, the Agency Fund accounts for expenditures of proceeds received from the sale of Economic Development Road (Revitalization Projects) Revenue Bonds, GARVEE Bond Project Notes and State Property and Building Commission Bonds.

6) Other Expendable Trust Fund

This fund includes expenditures for the Human Service Transportation Delivery system. This fund pays the providers for transportation of claimants to and from medical and rehabilitation appointments.

**COMMONWEALTH OF KENTUCKY TRANSPORTATION CABINET
NOTES TO FINANCIAL STATEMENTS
JUNE 30, 2010**

NOTE 2 CHANGES IN ACCOUNTING PRINCIPLES, REPORTING PRACTICES, AND PRIOR YEAR PERIOD ADJUSTMENTS

The FY 2010 beginning Capital Project's fund balance has been restated to correct a prior year error. The effect of this transaction on the fund balance is a net increase of \$1.

The FY 2010 beginning Road Fund's fund balance has been restated to correct prior period errors. The effect of this transaction on the fund balance is a net increase of \$20,346.

The FY 2010 beginning Federal Fund's fund balance has been restated to correct prior period errors. The effect of this transaction on the fund balance is a net decrease of \$1,146.

NOTE 3 CASH IN BANKS AND ON HAND

At June 30, 2010, Kentucky Transportation Cabinet's share of cash in banks outside of the state's accounting system totaled \$0.00. This bank account was a cooperative construction escrow account with the State of Tennessee to maintain the Cumberland Gap Tunnel. On June 30, 2010 the bank account was closed and funds were disbursed to KYTC via wire transfer which was deposited into a trust fund maintained within the state's accounting system. Subsequently, KYTC sent a check to TNDOT for their share. KYTC's portion of the account balance, \$1,157,670.61, was transferred from the trust fund to the Road Fund in FY11.

**NOTE 4 MOTOR FUEL NORMAL USE AND MOTOR FUELS NORMAL TAXES
MUNICIPAL AID AND COUNTY ROAD AID**

KRS 179.400 provides that any county or municipality receiving state aid may, if it deems proper, enter into a cooperative agreement with the Department of Rural and Municipal Aid. The agreement shall designate the roads which the Department shall be required to construct, reconstruct or maintain and shall not be in excess of the projected allotment for county road aid and municipal aid funds for any one fiscal year. At June 30, 2010, 117 counties and 132 cities (111 incorporated cities and 21 unincorporated urban places) were participants in cooperative agreements.

NOTE 5 COMMITMENTS AND CONTINGENCIES

A) Lease Commitments with the Turnpike Authority of Kentucky

The Cabinet has entered into lease-rental agreements and supplements thereto with the Turnpike Authority of Kentucky (Authority) for the construction of various coal-haul roads under the Resource Recovery Road System and construction of economic development road projects under the Economic Development Road System. The lease-rental agreements cover a two-year period with automatic renewal options for each succeeding two-year period until all bonds have been retired. The agreements provide, among other things, annual rental payment to be made from the Cabinet in amounts equal to the debt service requirements of the Authority's revenue bonds issued to finance the construction of the highway projects and for the Cabinet to maintain and operate the projects during the period in which the revenue bonds are outstanding.

Effective November 2006 tolls were removed from the William H. Natcher and Audubon Parkways. These were the last remaining active toll facilities in the state.

**COMMONWEALTH OF KENTUCKY TRANSPORTATION CABINET
NOTES TO FINANCIAL STATEMENTS
JUNE 30, 2010**

Commitments and contingencies, continued:

Approximate rental commitments, net of projected interest earnings on debt service reserve funds, for leases with the Authority, assuming the exercise of the lease renewal options, are:

<u>Fiscal Year</u>	<u>Economic Development Roads</u>	<u>Total</u>
2011	100,572,632	100,572,632
2012	100,832,937	100,832,937
2013	126,590,103	126,590,103
2014	126,606,963	126,606,963
2015	126,151,707	126,151,707
THEREAFTER	<u>1,262,041,414</u>	<u>1,262,041,414</u>
TOTAL	<u>\$ 1,842,795,756</u>	<u>\$ 1,842,795,756</u>

B) Lease Commitments with the State Property and Buildings Commission

During the fiscal year ended June 30, 2002, the Transportation Cabinet entered into a lease-rental agreement with the State Property and Buildings Commission (Commission) for the construction of a new office building.. Under the terms of the lease-rental agreement, the Commission issued bonds to construct the project, known as Project 73. An additional lease with the Commission was executed in February 2009 for bonds issues to replace the Automated Vehicle Information System (AVIS) and expand the general aviation runway at Bluegrass Field in Lexington The lease-rental agreement covers a two-year period with automatic renewal options for each succeeding two-year period until all bonds have been retired. The lease requires the Transportation Cabinet, for each biennial period during which bonds are outstanding, to seek legislative appropriations in amounts which are sufficient to permit the Transportation Cabinet to make rental payments to the Commission to pay principal and interest on the bonds. The following are the future lease obligations to the Commission.

<u>Fiscal Year</u>	<u>Project 73 Lease Commitments</u>	<u>Project 94 Aviation</u>	<u>Project 94 Avis Repl</u>	<u>Total</u>
2011	7,208,344	994,775	3,144,850	11,347,969
2012	7,219,974	996,025	3,145,350	11,361,349
2013	7,210,665	996,675	3,143,900	11,351,240
2014	7,191,453	996,725	3,145,500	11,333,678
2015	7,189,751	992,475	3,143,000	11,325,226
THEREAFTER	<u>49,181,972</u>	<u>5,968,213</u>	<u>12,574,750</u>	<u>67,724,935</u>
TOTAL	<u>\$ 85,202,159</u>	<u>\$ 10,944,888</u>	<u>\$ 28,297,350</u>	<u>\$ 124,444,397</u>

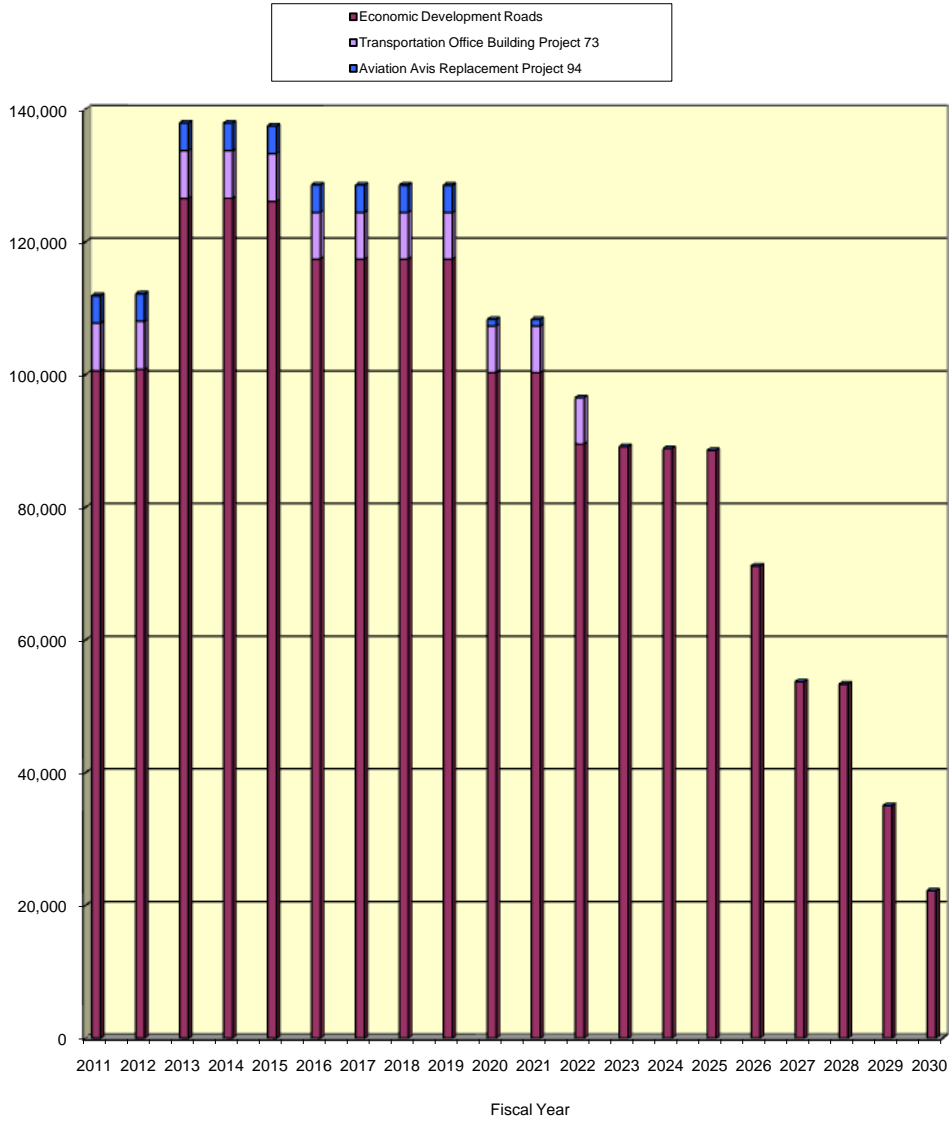
The following graph is a summary of all the lease commitments outstanding as of June 30, 2010:

THIS PAGE LEFT INTENTIONALLY BLANK.

**COMMONWEALTH OF KENTUCKY TRANSPORTATION CABINET
NOTES TO FINANCIAL STATEMENTS
JUNE 30, 2010**

Commitments and contingencies, continued:

Composition of Outstanding Lease Rental Commitments
as of June 30, 2010
(Dollar Amounts in Thousands)



THIS PAGE LEFT INTENTIONALLY BLANK

**COMMONWEALTH OF KENTUCKY TRANSPORTATION CABINET
NOTES TO FINANCIAL STATEMENTS
JUNE 30, 2010**

Commitments and contingencies, continued:

C) Lease Commitments with the Kentucky Asset/Liability Commission

Kentucky Revised Statute 56.863 authorizes the Kentucky Asset/Liability Commission (ALCO) to issue project notes to finance projects approved by the General Assembly including those projects eligible for funding from receipts of federal transportation funds. The 2005 General Assembly authorized the issuance of \$150 million in Federal Highway Trust Fund revenue supported debt known as Grant Anticipation Revenue Vehicle (GARVEE) Bonds. The 2006 General Assembly authorized an additional \$290 million in GARVEE bonds which were sold during the fiscal year ended June 30, 2008. There was no specified direction within the authorizing legislation as to how the GARVEE proceeds must be used, however, the Bond sale's Memorandum of Agreement between the Cabinet and the Federal Highway Administration states that the proceeds will be used on interstate rehabilitation projects and preconstruction project development activities Louisville Southern Indiana Ohio River Bridges Project (LSIORB). Pursuant to the General Assembly's authorizations, the Transportation Cabinet and the ALCO entered into a lease-rental agreement for the authorized projects. The lease-rental agreement covers a two-year period with automatic renewal options for each succeeding two-year period until all notes have been retired. The project Bonds were issued for 12 year terms with the first debt service payments beginning in FY2006. While the Bond proceeds will construct the projects, debt service on the Bonds will be paid with Federal Highway Trust Funds received by the Commonwealth.

Federal Fiscal Year	GARVEE Series 2005 & 2007		LSIORB GARVEE Series		Total Debt Service
	Principal	Interest	Principal	Interest	
2005	3,210,000	1,568,761			4,778,761
2006	8,645,000	6,707,962			15,352,962
2007	9,025,000	6,327,312			15,352,312
2008	25,510,000	19,025,186			44,535,186
2009	26,350,000	18,187,979			44,537,979
2010	27,620,000	16,914,879		2,081,113	46,615,992
2011	28,915,000	15,618,229		4,381,290	48,914,519
2012	30,335,000	14,200,406		4,381,290	48,916,696
2013	31,830,000	12,705,316		4,381,290	48,916,606
2014	33,370,000	11,166,185		4,381,290	48,917,475
2015	34,940,000	9,594,923		4,381,290	48,916,213
2016	36,630,000	7,903,098		4,381,290	48,914,388
2017	38,440,000	6,097,198		4,381,290	48,918,488
2018	40,330,000	4,206,472		4,381,290	48,917,762
2019	42,395,000	2,139,810		4,381,290	48,916,100
2020			28,495,000	4,381,290	32,876,290
2021			29,870,000	3,004,925	32,874,925
2022			31,345,000	1,532,650	32,877,650
Total	417,545,000	152,363,716	89,710,000	50,431,588	710,050,304

**COMMONWEALTH OF KENTUCKY TRANSPORTATION CABINET
NOTES TO FINANCIAL STATEMENTS
JUNE 30, 2010**

Commitments and contingencies, continued:

D) Litigation

As of June 30, 2010, the Cabinet had been named as defendant in legal actions. The Cabinet's General Counsel estimates that \$1,611,613 represents a probable liability. There is no liability on the balance sheet for these amounts; however, there are provisions in the appropriations act that would provide for the funding of a legal judgment.

E) Worker's Compensation Program

The Cabinet is self insured for worker's compensation insurance provided to the employees of the Cabinet. The fund carries reinsurance coverage for large individual incident claims between \$1,000,000 and \$10,000,000. A designated third party administrator processes and reports all claims and also services the losses incurred by the Fund.

The Cabinet is also a member of the statewide Worker's Compensation Program, which covers pre-existing conditions to protect employers from having to pay for injuries not sustained in their employ, or more than once for disabilities sustained in their employ, or more than once for disabilities resulting from the same accident.

At June 30, 2010, the Cabinet's Worker's Compensation Program's administrator has established an unpaid claims liability of \$22,282,187, to cover incurred and not yet reported claims. This liability is funded from the Road Fund on a year-to-year basis through the budget process and no long-term liability is reflected on the balance sheet.

NOTE 6 SPECIAL DEPOSIT TRUST FUND

The Transportation Cabinet's share of special and refundable deposits as of June 30, 2010 were:

Special Plate Holding Account	\$	1,295,060
IRP County Share		22,207,864
IRP Out of State Share		13,333,676
Cash Bonds		3,752,941
Special Collegiate Plate		347,682
Single State Registration System		459,326
Guaranty & Miscellaneous Deposits		6,603,345
 TOTAL	 \$	 <u><u>47,999,894</u></u>

These amounts represent funds received by the Transportation Cabinet and held in a fiduciary capacity pending distribution to other political subdivisions or third parties. This amount is not included on the balance sheet of the annual financial statements.

**COMMONWEALTH OF KENTUCKY TRANSPORTATION CABINET
NOTES TO FINANCIAL STATEMENTS
JUNE 30, 2009**

NOTE 7 OTHER SPECIAL REVENUE FUNDS

Within the Other Special Revenue Funds, but not included in the balance sheet, are two restricted accounts. First is the Kentucky Airport Loan Fund, administered by Transportation's Department of Aviation. The fund aids local airport boards that experience difficulty in obtaining funds locally for facility improvements. Fund availability as of June 30, 2010, was \$880,291.

Second is the Project 73 Interest Earnings Fund. This account represents interest earned on the investment of bond proceeds obtained for the construction of the new Transportation Office Building. Fund availability as of June 30, 2010, was \$476,016.

NOTE 8 OTHER SIGNIFICANT EVENTS

A) Economic Development Road Bonds

The \$50 million Economic Development Road Bonds authorized for highway improvements in conjunction with the Base Realignment and Closure (BRAC) Commission's recommended upgrades at and around Fort Knox were sold in 2010. The Cabinet also sold the first \$200 million tranche of the \$400 million of Economic Development road Bonds authorized by the 2009 General Assembly. The 2009 Bonds are funding highway projects designated in the 2009 Six-Year Highway Plan. Work to complete projects in the referenced bond programs will continue during Fiscal Year 2011, with additional tranches of the Bonds being sold when cash is required to fund remaining project costs. Along with the above referenced Bond sales, the Cabinet financed approximately \$81 million dollars in debt restructuring during 2010 to reduce 2010 debt service costs, as was called for in the Governor's budget reduction plan, Executive Order 10-1.

The 2010 General Assembly authorized an additional \$400 million in Economic Development Road Bonds to fund highway project development costs associated with Economic Development Road Projects designated in the 2010 Biennial Highway Plan. The 2010 bond authorization is a continuation of the Bond funded Economic Development Road Improvement Program authorized by prior General Assemblies. Work on highway projects to be funded by the 2010 Bonds will begin in Fiscal Year 2011 with the sale of the Bonds coordinated with the cash requirements to fund project costs.

B) GARVEE Bonds

During 2010 the Cabinet sold a \$100 million tranche of the \$231 million GARVEE Bonds authorized by the 2008 General Assembly to continue project development work on the Louisville southern Indiana Ohio River Bridge Projects. Sale of the remaining GARVEE authorizations is contingent on the development and approval of a formal financial plan to complete the Louisville Southern Indiana Ohio River Bridge Project.

C) Transportation Cabinet Office Building Bonds (SPBC – Project 73)

During 2010 the Cabinet restructured a portion of the outstanding bonds sold to construct the Cabinet's Frankfort office building at 200 Mero Street. The restructuring achieved a reduction in total debt service over the remaining term of the refunded bonds by lowering the interest rate.

**COMMONWEALTH OF KENTUCKY TRANSPORTATION CABINET
NOTES TO FINANCIAL STATEMENTS
JUNE 30, 2010**

D) Road Fund Tax Base Changes

KRS138.220 establishes the Commonwealth's motor fuel tax. The tax is comprised of a set user tax of five cents per gallon on fuel purchased plus a variable tax based on the average wholesale price (awp) of fuel. The minimum variable tax calculation is based on 9% multiplied by a floor of \$1.79. The awp is calculated by the Department of Revenue for each calendar quarter using the awp from the first month of the previous quarter. The law further limits the awp increase to ten percent from one fiscal year to the next, effectively capping the annual growth.

E) Motor Vehicle Usage Tax

The Extraordinary Session of the 2009 General Assembly enacted legislation creating a trade-in allowance against the Motor Vehicle Usage Tax. The allowance permits buyers of new vehicles in the Commonwealth who trade-in a used vehicle towards that purchase to pay the Motor Vehicle Usage Tax based only upon the value of the new vehicle in excess of the value of the trade-in vehicle, as opposed to the entire value of the new vehicle. As originally enacted, the trade-in allowance, capped at \$25 million was effective for purchases for vehicles purchased between September 1, 2009 and August 31, 2010, or until the cap was reached. The Extraordinary Session of the 2010 General Assembly modified the period for the trade-in allowance by extending it through June 30, 2011; however, the total trade-in allowance of \$25 million remains the funding cap.

**COMMONWEALTH OF KENTUCKY TRANSPORTATION CABINET
NOTES TO FINANCIAL STATEMENTS
JUNE 30, 2010**

The following table displays the recent history of changes to the gasoline motor fuel tax rate in Kentucky:

KENTUCKY GASOLINE MOTOR FUEL TAX RATE HISTORY
(rates below reflect cents per gallon)

<u>Effective</u>	<u>Gasoline Tax Rate</u> <u>KRS 138.220(1)</u>	<u>Motor Fuel User</u> <u>Tax</u> <u>KRS 138.220(2)</u>	<u>Total Motor</u> <u>Fuel Tax</u>	<u>Comments</u>
1986-7/1/2004	\$1.11 X 9% = 10 cents	5 Cents	15 Cents	\$1.11 was the awp floor from 1986-2004
7/1/2004 (FY2005)	\$1.22 X 9% = 11 cents	5 Cents	16 Cents	Effective 7/1/2005 awp floor made permanent by the General Assembly
7/1/2005 (FY2006)	\$1.34 X 9% = 12.1 cents	5 Cents	17.1 Cents	Effective 7/1/2006 awp floor made permanent by the General Assembly
7/1/2006 (FY2007)	\$1.47 X 9% = 13.3 cents	5 Cents	18.3 Cents	
7/1/2007 (FY2008)	\$1.62 X 9% = 14.6 cents	5 Cents	19.6 Cents	
7/1/2008 (FY2009)	<u>STATUTORY</u> <u>FLOOR</u> \$1.79 X 9% = 16.1 cents	5 Cents	21.1 Cents	Effective April 1, 2009, the awp of \$1.786 will become the permanent statutory floor for purposes of applying the statutory motor fuel tax provisions
10/1/2009 to 12/31/2009 (FY2010)	\$1.86 X 9% = 16.8 cents	5 Cents	21.8 Cents	
1/1/2010 to 6/30/2010 (FY2010)	\$1.97 X 9% = 17.7 cents	5 Cents	22.7 Cents	

In addition to the above motor fuel tax rates, Kentucky imposes a 1.4 cents per gallon underground storage tank fee on the sale of motor fuels. These funds are dedicated to the environmental clean-up of leaking underground fuel storage tanks and are not deposited to the Road Fund.

THIS PAGE INTENTIONALLY LEFT BLANK

ROAD FUND REVENUE RECEIPTS

ROAD FUND TOTAL RECEIPTS

MOTOR FUELS NORMAL TAXES

Fiscal Year	Receipts	Percent Change	Fiscal Year	Receipts	Percent Change
2009-10	\$ 1,205,570,266	1.1	2009-10	\$ 555,580,291	5.8
2008-09	1,191,982,894	-5.6	2008-09	524,888,031	2.7
2007-08	1,262,779,549	3.0	2007-08	510,995,618	8.0
2006-07	1,225,943,515	5.2	2006-07	473,245,717 *	-0.2
2005-06	1,165,409,505	3.4	2005-06	474,209,429 **	1.0
2004-05	1,126,554,402	0.9	2004-05	469,621,779	6.4
2003-04	1,116,734,272	-0.6	2003-04	441,382,996	0.6
2002-03	1,123,103,133	0.4	2002-03	438,564,438	2.0
2001-02	1,119,005,334	5.2	2001-02	429,812,261	5.1
2000-01	1,064,123,291	-2.4	2000-01	408,801,090	-3.6

MOTOR FUELS NORMAL USE AND SURTAX

MOTOR VEHICLE USAGE TAX

Fiscal Year	Receipts	Percent Change	Fiscal Year	Receipts	Percent Change
2009-10	\$ 99,814,565	2.6	2009-10	\$ 304,033,388	-0.03
2008-09	97,288,275	-0.2	2008-09	304,135,002	-18.4
2007-08	97,501,444	8.0	2007-08	372,656,227	-1.0
2006-07	89,921,643 *	67.9	2006-07	377,321,335	1.91
2005-06	53,552,154 **	158.2	2005-06	363,976,577	-2.4
2004-05	20,741,625	14.2	2004-05	373,034,898	-4.6
2003-04	18,168,653	21.4	2003-04	390,976,367	0.5
2002-03	14,968,974	6.0	2002-03	388,959,153	2.0
2001-02	14,121,403	-8.7	2001-02	381,401,576	10.5
2000-01	15,473,908	-2.7	2000-01	345,120,799	-4.0

*Effective July 1, 2006, Motor Fuel Taxes were increased 1.2 cent pursuant to KRS 138.220.

**Effective July 1, 2005, Motor Fuel Taxes were increased 1.1 cent pursuant to KRS 138.220.

ROAD FUND REVENUE RECEIPTS

PASSENGER CAR REGISTRATION

Fiscal Year	Receipts	Percent Change
2009-10	\$ 39,946,324	0.8
2008-09	39,643,539	-4.9
2007-08	41,692,185	36.0
2006-07	32,340,478 *	25.7
2005-06	25,735,343	-0.8
2004-05	25,949,365	-1.7
2003-04	26,411,297	1.5
2002-03	26,016,100	2.6
2001-02	25,355,085	8.8
2000-01	23,305,134	-9.6

MOTOR VEHICLE RENTAL USAGE TAX

Fiscal Year	Receipts	Percent Change
2009-10	\$ 28,704,568	-11
2008-09	32,230,983	-3.0
2007-08	33,189,885	-2.0
2006-07	33,863,836	7.4
2005-06	31,530,027	-8.4
2004-05	34,436,432	-9.9
2003-04	38,225,050	-12.9
2002-03	43,877,657	-8.3
2001-02	47,840,871	-8.7
2000-01	52,419,167	4.9

TOLLS

Fiscal Year	Receipts	Percent Change
2009-10	\$ -	0
2008-09	\$ -	0
2007-08	-	-100
2006-07	3,721,360 **	-40.9
2005-06	6,296,786	0.0
2004-05	6,299,049	-20.9
2003-04	7,958,464	-40.0
2002-03	13,263,429	-3.8
2001-02	13,785,486	11.1
2000-01	12,410,901	-7.9

WEIGHT DISTANCE

Fiscal Year	Receipts	Change
2009-10	\$ 70,498,757	-7.0
2008-09	75,444,283	-11.0
2007-08	84,353,543	-1.3
2006-07	85,435,610	0.12
2005-06	85,336,711	2.7
2004-05	83,069,296	4.4
2003-04	79,574,022	3.5
2002-03	76,851,210	2.1
2001-02	75,265,639	0.1
2000-01	75,170,141	0.0

*Changes to KRS 186.050 enacted in FY2006 restructured the annual registration fees levied on motor vehicles weighing between six and ten thousand pounds. The net effect was an increase in the number of vehicles subject to the passenger car registration fees.

**Effective November 2006, the tolls were removed from the William H. Natcher and Audubon Parkways. Thus reducing, Road Fund receipts by approximately \$2,800,000 in Fiscal Year 2007.

ROAD FUND REVENUE RECEIPTS

INTEREST INCOME

Fiscal Year	Receipts	Percent Change
2009-10	\$ 3,633,987	66.0
2008-09	10,661,790	-45.0
2007-08	19,460,549	21.2
2006-07	16,055,028 *	109.3
2005-06	7,671,207	23.1
2004-05	6,233,194	-17.5
2003-04	7,558,290	-74.1
2002-03	29,169,967	-11.5
2001-02	32,952,437	-18.0
2000-01	40,187,239	36.5

TRUCK REGISTRATION

Fiscal Year	Receipts	Percent Change
2009-10	\$ 51,818,350	-3.2
2008-09	53,502,586	15.7
2007-08	46,244,074	-28.0
2006-07	63,976,269	-1.91
2005-06	65,222,518	4.6
2004-05	62,353,318	-2.2
2003-04	63,725,832 **	37.8
2002-03	46,239,534 **	-14.9
2001-02	54,307,307	11.0
2000-01	48,931,474	-10.8

MOTOR VEHICLE OPERATOR'S LICENSE

Fiscal Year	Receipts	Percent Change
2009-10	\$ 16,538,125	2.7
2008-09	16,120,776	1.1
2007-08	15,940,500	-2.4
2006-07	16,340,138	5.1
2005-06	15,041,637 ***	124.1
2004-05	6,712,799	5.6
2003-04	6,357,351	1.6
2002-03	6,256,805	-2.9
2001-02	6,443,170	3.1
2000-01	6,251,717	8.3

OTHER REVENUE RECEIPTS

Fiscal Year	Receipts	Percent Change
2009-10	\$ 35,001,912	-8.1
2008-09	38,067,930	-6.6
2007-08	40,745,524	14.0
2006-07	33,722,101	-14.9
2005-06	36,837,116	-3.3
2004-05	38,102,647	4.7
2003-04	36,395,950	-6.5
2002-03	38,935,867	3.2
2001-02	37,720,099	4.6
2000-01	36,051,722	-3.0

*Higher average Road Fund cash balance and annualized yield of investment pool in FY07 account for the increase in interest earnings for FY07.

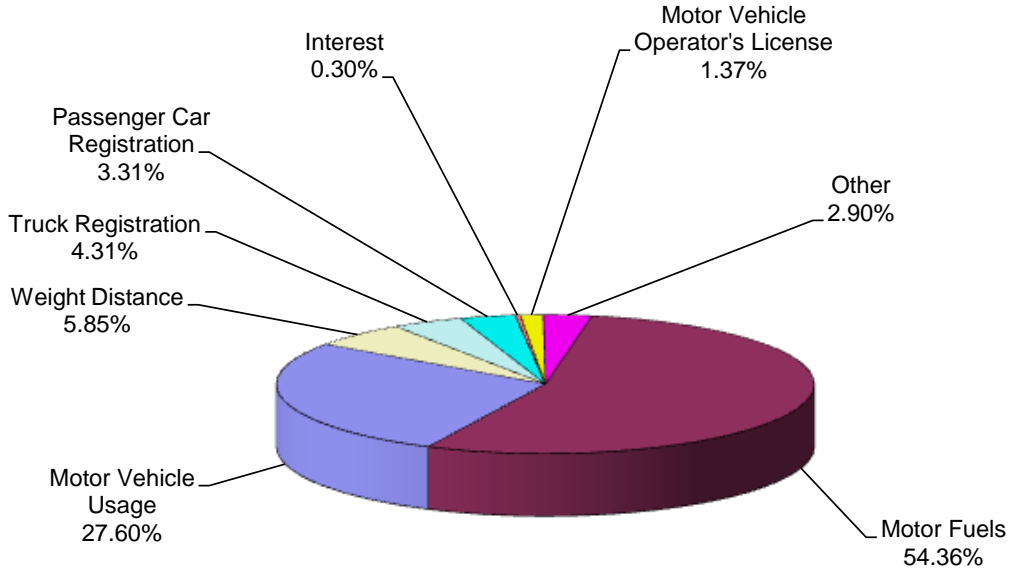
**Truck Registration receipts in FY 2003 do not include \$6.89 million inadvertently deposited in the Special Deposit Trust Fund. Receipts for FY 2004 include the \$6.89 million correcting entry.

***Effective July 1, 2005 fees associated with operator's licenses and permits were increased from \$8 to \$20 pursuant to KRS 186.531.

THIS PAGE INTENTIONALLY LEFT BLANK

ROAD FUND REVENUE RECEIPTS

FY10 Road Fund Receipts



Total Receipts: \$1,205,570,266

Two Year Comparison of Road Fund Receipts

<u>Receipt Source</u>	<u>FY2010 Amount</u>	<u>FY2009 Amount</u>	<u>Increase (Decrease)</u>
Motor Fuels	\$ 655,394,856	\$ 622,176,306	5.3%
Motor Vehicle Usage	332,737,956	336,365,685	-1.1%
Weight Distance	70,498,757	75,444,282	-6.6%
Truck Registration	51,818,349	53,502,586	-3.1%
Passenger Car Registration	39,946,324	39,643,539	0.8%
Interest	3,633,987	10,661,790	-65.9%
Motor Vehicle Operator's License	16,538,125	16,120,776	2.6%
Other	35,001,912	38,067,930	-8.1%
Total	\$ 1,205,570,266	\$ 1,191,982,894	1.1%

THIS PAGE INTENTIONALLY LEFT BLANK.

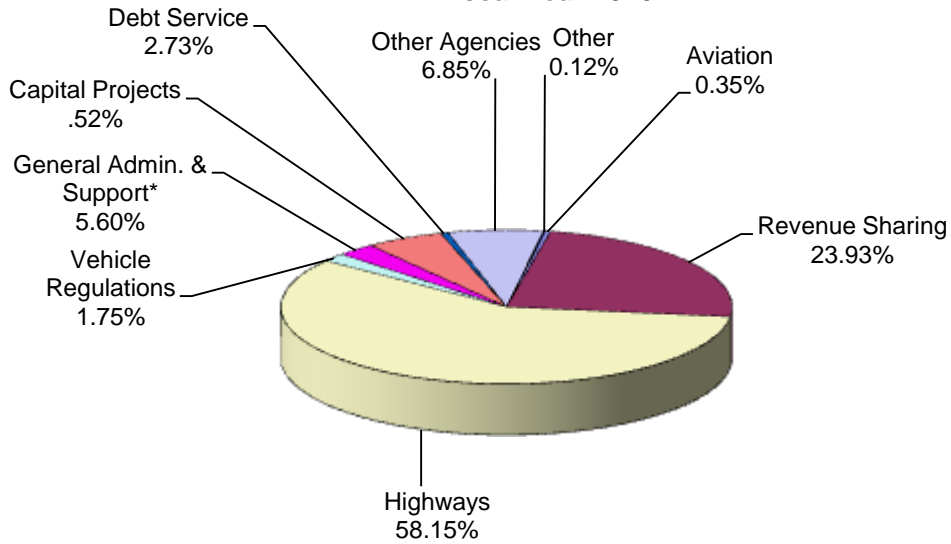
**COMPOSITION OF
ROAD FUND
OTHER REVENUE RECEIPTS
JUNE 30, 2010**

REVENUE NAME	REVENUE AMOUNT	% OF TOTAL
General Sales and Fees to Public	\$ 7,762,136	22.2%
Highway Special Permits	6,167,310	17.6%
Motor Carrier Identification	2,455,550	7.0%
Motor Vehicle Title Fees	4,909,764	14.0%
Penalties and Interest and Reinstatement Fees	3,018,342	8.6%
U Drive It License and Permits	1,128,490	3.2%
Permits and Licenses	3,948,706	11.3%
Asset Depositions	2,049,901	5.9%
Overweight Coal Truck Decals	679,383	1.9%
Unredeemed Treasury Checks	34,170	0.1%
Property Damages (Reimbursements)	970,725	2.8%
Refund Prior Year Expenditures	156,328	0.4%
Logo Receipts	616,704	1.8%
Other	1,104,403	3.2%
TOTAL	\$ 35,001,912	100.00%

THIS PAGE INTENTIONALLY LEFT BLANK

ROAD FUND EXPENDITURES

Expenditures by Appropriations Units Fiscal Year 2010



Total Expenditures: \$1,135,128,074

* Includes \$7.3 million for debt service on Transportation Office Building.

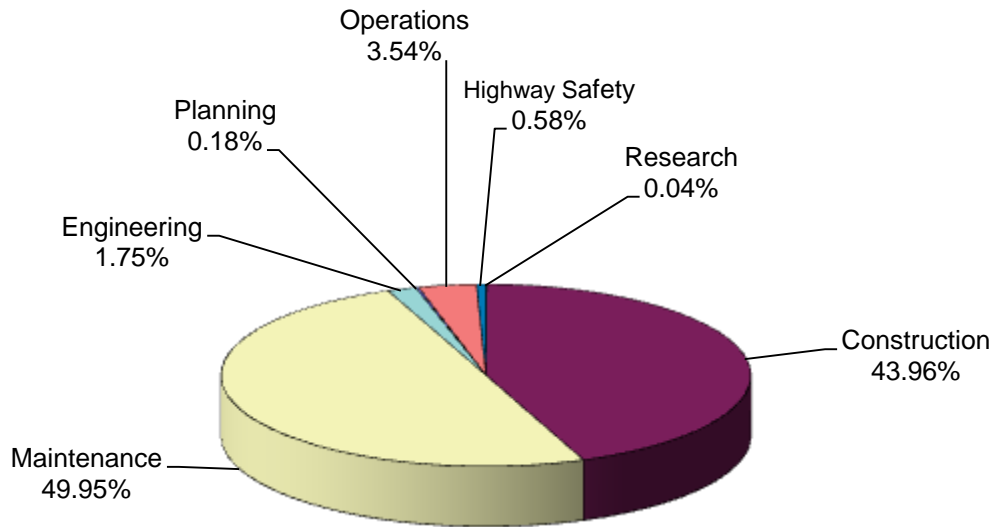
Two Year Comparison of Expenditures by Appropriation Units

Appropriation Unit	FY2010 Amount	FY2009 Amount	Increase (Decrease)
Aviation	\$ 3,989,186	8,519,951	-53.2%
Revenue Sharing	271,590,580	292,996,189	-7.3%
Highways	660,140,965	703,138,920	-6.1%
Vehicle Regulations	19,879,759	16,741,953	18.7%
Debt Service	31,005,917	118,862,848	-73.9%
General Admin. & Support	63,519,965	64,587,024	-1.7%
Capital Projects	5,890,000	13,927,000	-57.7%
Other Agencies	77,750,791	77,756,489	0.0%
Other	1,360,911	5,000,122	-72.8%
Total	\$ 1,135,128,074	\$ 1,301,530,496	-12.8%

THIS PAGE INTENTIONALLY LEFT BLANK.

ROAD FUND EXPENDITURES

Highway Expenditures Fiscal Year 2010



Total Highway Expenditures: \$660,140,966

Two Year Comparison of Highway Expenditures by Allotment Units

<u>Allotment Unit</u>	<u>BFY2010 Amount</u>	<u>BFY2009 Amount</u>	<u>Increase (Decrease)</u>
Research	\$ 295,763	\$ 292,574	1.1%
Construction	290,217,268	364,567,067	-20.4%
Maintenance	329,756,797	299,987,356	9.9%
Engineering	11,584,089	11,057,152	4.8%
Planning	1,135,273	1,177,984	-3.6%
Operations	23,350,811	22,198,316	5.2%
Highway Safety	3,800,965	3,858,471	-1.5%
Total	\$ 660,140,966	\$ 703,138,920	-6.1%

THIS PAGE INTENTIONALLY LEFT BLANK

**COMMONWEALTH OF KENTUCKY TRANSPORTATION CABINET
HISTORICAL AVAILABLE ROAD FUND REVENUES,
EXPENSES, AND PAYMENT OF LEASE RENTALS (Note 1a)**

(\$ AMOUNTS IN THOUSANDS)
FOR THE FISCAL YEAR ENDED JUNE 30

	2006	2007	2008	2009	2010
AVAILABLE ROAD FUND REVENUES					
TAXES:					
Motor Fuels (1b)	286,655	323,206	344,276	351,545	368,898
Vehicle Usage (1c)	395,507	411,185	405,846	336,365	332,738
Weight Distance Tax	87,153	86,978	86,206	76,877	72,306
TRUCK LICENSES AND FEES	78,544	72,006	57,300	64,437	61,050
PASSENGER VEHICLE LICENSES AND FEES	26,751	36,735	46,038	43,715	44,058
MOTOR VEHICLE OPERATORS LIC	15,052	16,233	15,843	15,848	16,046
INTEREST INCOME	7,671	16,055	19,461	10,662	3,634
OTHER	23,579	20,797	20,942	19,175	17,702
TOTAL AVAILABLE ROAD FUND REVENUES	920,912	983,195	995,912	918,624	916,432
OPERATING & MAINTENANCE EXPENSES					
Personnel Costs	170,394	166,636	176,301	175,072	186,520
Personal Service	9,957	11,027	12,959	12,221	11,438
Operating Expenses	120,604	131,708	153,388	157,479	169,231
Grants	61	111	317	6	3
Debt Service	-	-	-	-	-
Capital Outlay	68	209	935	1,226	2,296
Capital Construction	2,285	2,988	2,237	1,797	2,125
Highway Materials	32,179	31,222	38,239	41,797	61,069
Other Agency Cost (1e)	44,850	66,709	67,101	77,756	77,751
TOTAL OPERATING & MAINTENANCE EXPENSES	380,398	410,610	451,477	467,354	510,433
NET AVAILABLE ROAD FUND REVENUES	540,514	572,585	544,435	451,270	405,999
LEASE RENTALS (1f)					
Turnpike Authority of KY					
Toll Road Project	7,807	227	65	41	-
Economic Development Road Project	93,388	145,805	148,108	116,136	30,989
Resource Recovery Road Project	38,796	66	90	2,686	-
State Property and Buildings Commission	6,958	7,298	7,292	7,303	7,203
AVIS & AVIATION					2,681
ALCO Project Notes			5,340	63	16
TOTAL LEASE RENTALS	146,949	153,396	160,895	126,229	40,889
GROSS COVERAGE (1g)	6.2669	6.4095	6.1898	7.2774	22.4127
NET COVERAGE (1g)	3.6782	3.7327	3.3838	3.5750	9.9293

This table illustrates the Transportation Cabinet's historical total available Road Fund obligations for the past five Fiscal Years. Motor fuel revenues are shown net of the required allocations for urban roads and streets, for rural and secondary roads, for county roads and bridges, and for the Kentucky Transportation Center. License, fees and permit revenues are shown net of required allocations for the Energy Recovery Road Fund and the restricted portions of regular and motorcycle operator's license fees. Operating and maintenance expenses reflect only those related to Commonwealth highway and highway-related projects from the Road Fund.

**COMMONWEALTH OF KENTUCKY TRANSPORTATION CABINET
EXPENSES BY OBJECT WITHIN PROGRAMS (NOTE 2)
GENERAL FUND
JULY 1, 2009 TO JUNE 30, 2010**

	PERSONNEL COSTS	PERSONAL SERVICE CONTRACTS	OPERATING EXPENSE	GRANTS
PUBLIC TRANSPORTATION				
EA51 MULTIMODAL SYS PLANNING		342,424	50,000	
EA52 MASS TRANSP CONSTRUCTION				4,023,350
TOTAL PUBLIC TRANSPORTATION		342,424	50,000	4,023,350
TOTAL GENERAL FUND CURRENT YEAR		342,424	50,000	4,023,350

DEBT SERVICE	CAPITAL OUTLAY	CAPITAL CONSTRUCTION	HIGHWAY MATERIALS	TOTAL	FUNC
-----------------	-------------------	-------------------------	----------------------	-------	------

				392,424	EA51
				<u>4,023,350</u>	EA52
				4,415,774	
				<u>4,415,774</u>	
				<u>4,415,774</u>	

**COMMONWEALTH OF KENTUCKY TRANSPORTATION CABINET
EXPENSES BY OBJECT WITHIN PROGRAMS (NOTE 2)
CAPITAL PROJECTS FUND
JULY 1, 2009 TO JUNE 30, 2010**

EMARS FUND	PROJECT NAME	PERSONNEL COSTS	OPERATING EXPENSE	GRANTS
C02Y	RUNWAY, TAXIWAY, APRON REHAB			
C0FA	KY STATE PARK ROAD MAINT			
C0FC	VARIOUS ENVIRONMENTAL COMPLIANCE			
C0FE	BUILDING RENOVATION & EMERG REPAIR			
C0FG	REPLACE HVAC FLEMINGSBURG DIS OFF			
C0FH	HVAC MAINT. AND REPAIR			
C0FJ	CONSTRUCT OR REPAIR SALT STR			
C0FK	PURCHASE LAB EQUIP			
C0FM	CONSTRUCT VAR MAINT FAC - SECOND STRUC			
C0FN	PAINTING & ROOF REPAIP OR REPLACEMENT			
C0FP	CONDUCT PAVING AND LANDSCAPING			
C25F	VARIOUS ADA IMPROVEMENTS			
C25S	TRANSPORTATION OFF BLDG			
C26A	PRE CONSTRUCTION/6YR PLAN			
C26B	CONSTRUCTION LOUISVILLE DIST OFC			
C26C	ADDRESS WATER & WASTEWATER			
C26E	ROAD MAINTENANCE PARKS			
C3PJ	LAUE CO MAINT FAC & SALT STOR STRUC			
C3PK	SPENCER CO MAINT FAC & SALT STOR STURC			
C3Q0	RENOVATE CCA BUILDING 401			
C3Q1	RENOVATE CCA BUILDING 406			
C3U3	APRON REHABILITATION			

DEBT SERVICE	CAPITAL OUTLAY	CAPITAL CONSTRUCTION	HIGHWAY MATERIALS	TRANSFERS	TOTAL	EMARS FUND
				5,571	5,571	C02Y
		1,739,042			1,739,042	C0FA
		128,972			128,972	C0FC
		13,067			13,067	C0FE
		336,071			336,071	C0FG
		276,124		19	276,143	C0FH
		160			160	C0FJ
		12,746		260	13,006	C0FK
		13,540		167	13,707	C0FM
		27,402			27,402	C0FN
		62,798			62,798	C0FP
		2,457			2,457	C25F
		390,329			390,329	C25S
		203,204			203,204	C26A
		14,024		2,398	16,422	C26B
		115,166			115,166	C26C
		406,853			406,853	C26E
		79,890			79,890	C3PJ
		45,147			45,147	C3PK
		28,982			28,982	C3Q0
		2,800			2,800	C3Q1
		150,013		39,987	190,000	C3U3

**COMMONWEALTH OF KENTUCKY TRANSPORTATION CABINET
EXPENSES BY OBJECT WITHIN PROGRAMS (NOTE 2)
CAPITAL PROJECTS
JULY 1, 2009 TO JUNE 30, 2010**

EMARS FUND	PROJECT NAME	PERSONNEL COSTS	OPERATING EXPENSE	GRANTS
C44V	REPLACE AUTOMATED VEHICLE INFO SYS (AVIS)			
C44W	KY HORSE PARK RD & PEDWAYS - FEI GAMES			
C44X	ROAD MAINTENANCE PARKS 2008-2010			
C44Y	RD MAINT PARKS 2008-2010			
C44Z	PURCHASE TRAN*PORT UPGRADE			
C450	BLDG RENOVATIONS & EMER REPAIRS			
C451	VARIOUS ENVIRONMENTAL COMPLIANCE			
C452	AIRCRAFT MAINT POOL 2008-2010			
C453	HVAC MAINT & REPAIRS			
C454	PURCHASE BRIDGE SNOOPER			
C455	REPLACE OVERHEAD DOORS & EMER REPAIRS			
C456	PAINTING & ROOF REPAIR OR REPLACEMENT			
C458	PURCHASE GPS SURVEYING EQUIPMENT			
C459	REPAIR SALT STORAGE STRUCTURES			
C45A	PURCHASE GPS VIRTUAL REFERENCE SYS			
C45C	WETLAND RESORATION			
C526	OVERWT/OVER-DIMENSIONAL PERMIT & ROUT SYS			
C567	CAPITAL CITY AIRPORT FENCING			
C568	CAPITAL CITY AIRPORT DBE PLAN			
C569	KY DAM VILLAGE SRP AIRPORT LIGHTING			
C56A	LAKE BARKLEY SRP AIRPORT LIGHTING			
C59K	KY DAM VILLAGE SRP AIRPORT			
C59L	LAKE BARKLEY SRP AIRPORT			
C59M	ROUGH RIVER SRP AIRPORT			
C5DA	SECTION OFFICES - SCOTT CO			
C5DB	SECTION OFFICES - CARTER CO			
C5DU	DISTRICT 1 GENERATORS			
C5DV	DISTRICT 2 GENERATORS			
C5DW	DISTRICT 3 GENERATORS			
	TOTAL CAPITAL PROJ FUND CURRENT YR	0		

DEBT SERVICE	CAPITAL OUTLAY	CAPITAL CONSTRUCTION	HIGHWAY MATERIALS	TRANSFERS	TOTAL	EMARS FUND
		3,827,533			3,827,533	C44V
		6,722,685			6,722,685	C44W
		801,963			801,963	C44X
		714,613			714,613	C44Y
		162,000			162,000	C44Z
		392,360			392,360	C450
		812,559			812,559	C451
		512,771			512,771	C452
		341,109			341,109	C453
		565,880			565,880	C454
		201,084			201,084	C455
		150,349			150,349	C456
		14,000		23	14,023	C458
		72,155			72,155	C459
				2	2	C45A
		3,978,005			3,978,005	C45C
		428,330			428,330	C526
		35,222		6,000	41,222	C567
		5,000			5,000	C568
		16,444			16,444	C569
		13,584			13,584	C56A
		1,837			1,837	C59K
		1,440			1,440	C59L
		2,339			2,339	C59M
		1,006			1,006	C5DA
		983			983	C5DB
		393			393	C5DU
		268			268	C5DV
		268			268	C5DW
		23,824,967		54,427	23,879,394	

**COMMONWEALTH OF KENTUCKY TRANSPORTATION CABINET
EXPENSES BY OBJECT WITHIN PROGRAMS (NOTE 2)
ROAD FUND
JULY 1, 2009 TO JUNE 30, 2010**

	PERSONNEL COSTS	PERSONAL SERVICE CONTRACTS	OPERATING EXPENSE	GRANTS
FINANCE AND ADMINISTRATION CABINET				
OFFICE OF ADMINISTRATIVE SERV				
DPSX FIN-TRANSPORT POSTAL SERV	184,637		215,363	
TOTAL OFFICE OF SECRETARY	184,637		215,363	
OFFICE OF SECRETARY				
BA00 FINANCE-DEBT SERVICE	35,762	4,753	259,382	
TOTAL OFFICE OF ADMIN SERV	35,762	4,753	259,382	
DEPARTMENT OF REVENUE				
RSLX MISCELLANEOUS TAXES	1,603,077		313,814	
RPVX - DIVISION OF STATE VALUATION	402,400			
TOTAL DEPARTMENT OF REVENUE	2,005,477		313,814	
TOTAL FINANCE AND ADMIN CABINET	2,225,876	4,753	788,559	
JUSTICE AND PUBLIC SAFETY CABINET				
DEPT OF STATE POLICE				
DD00 STATE POLICE OPERATIONS	(27,072)		2,051	
DD11 STATE POLICE OPERATIONS	55,771,801	13,432	1,541,231	138
TOTAL STATE POLICE OPERATIONS	55,744,729	13,432	1,543,282	138
KENTUCKY VEHICLE ENFORCEMENT				
VE00 VEHICLE ENFORCEMENT	7,501,786	1,365	1,265,682	
VMCS MOTOR CARRIER SAFETY ASST PROG	2,822,003	2,360	266,802	16,827
TOTAL KENTUCKY VEHICLE ENFORCEMENT	10,323,789	3,725	1,532,484	16,827
TOTAL JUSTICE AND PUBLIC SAFETY CABINET	66,068,518	17,157	3,075,766	16,965
OFFICE OF STATE TREASURY				
TREASURY-GENERAL ADMINISTRATIVE				
DA00 TREASURY GENERAL ADMINISTRATIVE	14,741	57,160	177,784	
TOTAL TREASURY GENERAL ADMINISTRATIVE	14,741	57,160	177,784	
TOTAL OFFICE OF STATE TREASURY	14,741	57,160	177,784	
GOVERNOR'S OFFICE OF HOMELAND SECURITY				
HS00 HOMELAND SECURITY	248,609		955	436
TOTAL HOMELAND SECURITY	248,609		955	436
TOTAL GOV OFF OF HOMELAND SECURITY	248,609		955	436

DEBT SERVICE	CAPITAL OUTLAY	CAPITAL CONSTRUCTION	HIGHWAY MATERIALS	TRANSFERS	TOTAL	FUNC
					400,000	DPSX
					400,000	
	103				300,000	BA00
	103				300,000	
					1,916,891	RSLX
					402,400	RPVX
					2,319,291	
	103				3,019,291	
					(25,021)	DD00
	2,698,419				60,025,021	DD11
	2,698,419				60,000,000	
	1,926,822				10,695,655	VE00
	77,853				3,185,845	VMCS
	2,004,675				13,881,500	
	4,703,094				73,881,500	
			315		250,000	DA00
			315		250,000	
			315		250,000	
					250,000	HS00
					250,000	
					250,000	

**COMMONWEALTH OF KENTUCKY TRANSPORTATION CABINET
EXPENSES BY OBJECT WITHIN PROGRAMS (NOTE 2)
ROAD FUND
JULY 1, 2009 TO JUNE 30, 2010**

	PERSONNEL COSTS	PERSONAL SERVICE CONTRACTS	OPERATING EXPENSE	GRANTS
KENTUCKY ARTISAN CENTER AT BEREA				
AC00 ARTISAN CENTER	350,000			
TOTAL KY ARTISAN CENTER	350,000			
<hr/>				
TOTAL OTHER AGENCIES	68,907,744	79,070	4,043,064	17,401
<hr/>				
TRANSPORTATION CABINET				
AIR DEVELOPMENT				
BC51 AVIATION ADMINISTRATION			1,400	
BC53 AVIATION ECONOMIC DEVEL			414	2,054,437
BC54 FEDERAL PROJECT MATCH				461,876
BC61 AVIATION CONTINGENCY ACCT				57,458
FB01 AVIATION ECONOMIC DEVEL		24,522		6,130
FB02 AVIATION PROJECT MATCH				1,039
TOTAL AIR DEVELOPMENT		24,522	1,814	2,580,940
<hr/>				
CAPITAL CITY AIRPORT				
BD01 CAPITAL CITY AIRPORT	533,053		159,637	
TOTAL CAPITAL CITY AIRPORT	533,053		159,637	
<hr/>				
TOTAL AIR TRANSPORTATION	533,053	24,522	161,451	2,580,940
<hr/>				
REVENUE SHARING				
COUNTY ROAD AID				
CA01 COUNTY ROAD AID				2,625,846
CA02 COUNTY ROAD AID-COOP				101,282,650
CA03 COUNTY ROAD AID-COOP EMER				3,594,595
TOTAL COUNTY ROAD AID				107,503,091
<hr/>				
RURAL SECONDARY				
CB01 RS EMERGENCY RESERVE	208,705	61,733	5,122,250	
CB04 RS MAINTENANCE				
CB06 RS CONSTRUCTION	1,097,892	27,124	718,547	
CB07 RS ADMINISTRATION	759,673		2,097,841	
TOTAL RURAL SECONDARY	2,066,270	88,857	7,938,638	
<hr/>				
MUNICIPAL AID				
CC01 MUNICIPAL AID				34,457,132
CC02 MUNICIPAL AID-COOP				11,533,471
CC03 MUNICIPAL AID-COOP EMER				333,100
TOTAL MUNICIPAL AID				46,323,703
<hr/>				
ENERGY RECOVERY				
CD01 ENERGY RECOVERY	180			333,130
TOTAL ENERGY RECOVERY	180			333,130

DEBT SERVICE	CAPITAL OUTLAY	CAPITAL CONSTRUCTION	HIGHWAY MATERIALS	TRANSFERS	TOTAL	FUNC
					350,000	AC00
					350,000	
	4,703,197	315			77,750,791	
602,522					603,922	BC51
					2,054,851	BC53
	44,134				506,009	BC54
					57,458	BC61
					30,652	FB01
					1,039	FB02
602,522	44,134				3,253,931	
		42,471	94		735,255	BD01
		42,471	94		735,255	
602,522	44,134	42,471	94		3,989,186	
					2,625,846	CA01
					101,282,650	CA02
					3,594,595	CA03
					107,503,091	
		1,528,055	235,108		7,155,851	CB01
		52,913,300			52,913,300	CB04
		51,780,602	321,652		53,945,817	CB06
					2,857,514	CB07
		106,221,957	556,760		116,872,482	
					34,457,132	CC01
					11,533,471	CC02
					333,100	CC03
					46,323,703	
		20,658			353,968	CD01
		20,658			353,968	

**COMMONWEALTH OF KENTUCKY TRANSPORTATION CABINET
EXPENSES BY OBJECT WITHIN PROGRAMS (NOTE 2)
ROAD FUND
JULY 1, 2009 TO JUNE 30, 2010**

	PERSONNEL COSTS	PERSONAL SERVICE CONTRACTS	OPERATING EXPENSE	GRANTS
COMMISSIONER'S OFFICE				
CF01 COMMISSIONER'S OFFICE	274,613		6,442	
CF02 SPECIAL PROGRAMS	251,728		4,554	
TOTAL COMMISSIONER'S OFFICE	526,341		10,996	
<hr/>				
TOTAL REVENUE SHARING	2,592,791	88,857	7,949,634	154,159,924
HIGHWAYS				
RESEARCH				
FA01 RESEARCH		5,763		
FA02 TRANSPORTATION CENTER			290,000	
TOTAL RESEARCH		5,763	290,000	
CONSTRUCTION				
FD01 REGULAR LEAVE OVERLAY	8,385,982			
FD02 COMPENSATION LEAVE	(184,420)			
FD03 INSURANCE CLEARING	(895,573)			
FD04 CONSTRUCTION	12,063,193	15,278,675	2,111,199	3,364,708
FD05 STATEWIDE RESURFACING	2,004,965	172,675	243,603	
FD07 INDUSTRIAL ACCESS	28,379		1,566	
FD39 SECRETARY'S EMERG/DISCRET FUND	297,406	396,875	1,755,737	2,582,448
FD51 FHWA - SPECIAL PROJECTS	931,118	260,413	6,574,000	
FD52 FEDERAL AID PROJECTS	286,258	243,972	441,426	42,804
FD54 LOUISVILLE BRIDGE PROJECT	1,476	(473)	17,692	
FDZZ INCIDENTAL JUDGEMENTS			710,800	
TOTAL CONSTRUCTION	22,918,784	16,352,137	11,856,023	5,989,960
MAINTENANCE				
FE01 MAINTENANCE	107,541,416	483,907	89,669,197	1,351
FE02 BRIDGE MAINTENANCE	1,438,930	844,776	25,489,285	
FE03 MAINTENANCE REVOLVING				
FE04 TRAFFIC	9,741,545	5,434,014	15,441,861	867
FE06 MAINT - CAPITAL IMPROVE	26,863		272,202	
FE07 REST AREA MAINTENANCE	6,479,903	41,331	2,218,917	
TOTAL MAINTENANCE	125,228,657	6,804,028	133,091,462	2,218
ENGINEERING ADMINISTRATION				
FG01 CONSTRUCTION	1,378,764	14,032	341,408	152
FG02 MATERIALS	2,645,465	577	461,158	
FG03 BRIDGES	497,178		21,257	
FG04 DESIGN	2,249,943	2,375	205,095	20
FG07 ENVIRONMENTAL ANALYSIS	801,720	575	31,981	
FG08 RIGHT OF WAY	418,094	105	222,289	
FG09 PROGRAM MANAGEMENT	1,006,055		4,309	
FG11 PLANNING	327,461	4,600	58,603	
FG14 PROFESSIONAL SERVICES	614,017		3,679	
TOTAL ENGINEERING ADMIN	9,938,697	22,264	1,349,779	172

DEBT SERVICE	CAPITAL OUTLAY	CAPITAL CONSTRUCTION	HIGHWAY MATERIALS	TRANSFERS	TOTAL	FUNC
					281,055	CF01
					256,282	CF02
					537,337	
		106,242,615	556,760		271,590,581	
					5,763	FA01
					290,000	FA02
					295,763	
					8,385,982	FD01
					(184,420)	FD02
					(895,573)	FD03
		141,278,228	248,493		174,344,496	FD04
		72,651,875	263,437		75,336,555	FD05
		633,783			663,728	FD07
	500,000	7,680,119	277,619		13,490,204	FD39
		1,860,451	103,969		9,729,951	FD51
		7,388,026	103,579		8,506,065	FD52
		110,785			129,480	FD54
					710,800	FDZZ
	500,000	231,603,267	997,097		290,217,268	
	1,542,406	1,911,216	52,746,509		253,896,002	FE01
		109	5,096		27,778,196	FE02
			23,794		23,794	FE03
		101,622	8,258,113		38,978,022	FE04
		(149)	15,039		313,955	FE06
		11,180	15,497		8,766,828	FE07
	1,542,406	2,023,978	61,064,048		329,756,797	
	181,393		587		1,916,336	FG01
			4,384		3,111,584	FG02
			1,700		520,135	FG03
	51,260	196	1,201		2,510,090	FG04
		22,665	166		857,107	FG07
	4,200	5,272	63		650,023	FG08
					1,010,364	FG09
			90		390,754	FG11
					617,696	FG14
	236,853	28,133	8,191		11,584,089	

**COMMONWEALTH OF KENTUCKY TRANSPORTATION CABINET
EXPENSES BY OBJECT WITHIN PROGRAMS (NOTE 2)
ROAD FUND
JULY 1, 2009 TO JUNE 30, 2010**

	PERSONNEL COSTS	PERSONAL SERVICE CONTRACTS	OPERATING EXPENSE	GRANTS
PLANNING				
FH01 DISTRICT OVERHEAD PLANNING	127,709		47,393	
FH02 HIGHWAYS PLANNING	2,194	22,912	41,625	
FH03 METROPOLITAN PLANNING		98,431		
FH06 AREA DEVELOP DIST FINANCIAL ASST		790,684		
TOTAL PLANNING	129,903	912,027	89,018	
OPERATIONS				
FJ01 HIGHWAY DISTRICT OPERATIONS	18,262,259	22,005	2,412,449	
FJ02 ADMINISTRATION EARNINGS-RS			(1,389,421)	
FJ04 OFFICE OF COMMISSIONER	221,372		85	
FJ05 CONTRACT PROCUREMENT	1,408,902		21,256	
FJ06 STATE HIGHWAY ENGINEER	2,121,210		264,995	
TOTAL OPERATIONS	22,013,743	22,005	1,309,364	
OFFICE OF HWY SAFETY				
FL01 SAFETY OFFICE	124,138		81	
FL02 INCIDENT MANAGEMENT	2,088,779		1,316,065	298
FL03 HWY SAFETY PROGRAMS	69,044	167	59,310	
TOTAL HWY SAFETY	2,281,961	167	1,375,456	298
TOTAL HIGHWAYS	182,511,745	24,118,391	149,361,102	5,992,648
VEHICLE REGULATION				
GA01 OFFICE OF THE COMMISSIONER	751,925	136,720	42,411	
GA02 DRIVERS LICENSES	2,645,360		673,102	
GA03 MOTOR CARRIERS	2,543,437		239,724	
GA04 MOTOR VEHICLE LICENSES	984,508		1,365,998	
GA05 DRIVER HISTORY RECORD DUI	54,077			
GA07 DRIVERS EDUCATION	90,842	703,560		
GA08 PHOTO LICENSES	2,391,640	46,855		
GA09 TRAFFIC OFFENDERS SCHOOL	102,739	525,104		
GA10 VEHICLE TITLING	1,481,306		878,716	
GA28 COUNTY CLERK IT IMPROVEMENT	20,188		2,022,707	
TOTAL VEHICLE REGULATION	11,066,022	1,412,239	5,222,658	
DEBT SERVICE				
HA05 ED - LEASE RENTAL				
TOTAL DEBT SERVICE				

DEBT SERVICE	CAPITAL OUTLAY	CAPITAL CONSTRUCTION	HIGHWAY MATERIALS	TRANSFERS	TOTAL	FUNC
		111	9		175,222	FH01
			4,205		70,936	FH02
					98,431	FH03
					790,684	FH06
		111	4,214		1,135,273	
		740	4,959		20,702,412	FJ01
					(1,389,421)	FJ02
					221,457	FJ04
					1,430,158	FJ05
					2,386,205	FJ06
		740	4,959		23,350,811	
					124,219	FL01
	30	142,955	98		3,548,225	FL02
					128,521	FL03
	30	142,955	98		3,800,965	
	2,279,289	233,799,184	62,078,607		660,140,966	
	100,500				1,031,556	GA01
			91		3,318,553	GA02
					2,783,161	GA03
2,078,244			5		4,428,755	GA04
					54,077	GA05
					794,402	GA07
					2,438,495	GA08
					627,843	GA09
					2,360,022	GA10
					2,042,895	GA28
2,078,244	100,500		96		19,879,759	
31,005,916					31,005,916	HA05
31,005,916					31,005,916	

**COMMONWEALTH OF KENTUCKY TRANSPORTATION CABINET
EXPENSES BY OBJECT WITHIN PROGRAMS (NOTE 2)**

ROAD FUND

JULY 1, 2009 TO JUNE 30, 2010

PERSONNEL COSTS	PERSONAL SERVICE CONTRACTS	OPERATING EXPENSE	GRANTS
--------------------	-------------------------------	----------------------	--------

GENERAL ADMINISTRATION AND SUPPORT

OFFICE OF SECRETARY

KA01 GENERAL COUNSEL	5,532,462	656,949	201,795	
KA02 BOARD OF CLAIMS	136,076	104,565	816,647	
KA10 OFFICE OF MINORITY AFFAIRS	487,636		6,555	923
KA21 SECRETARY'S OFFICE	559,984		26,023	
KA22 PUBLIC RELATIONS	563,422		17,784	
KA23 POLICY & BUDGET	871,224		3,768	
KA24 ADMINISTRATIVE SUPPORT EARNINGS			(730,716)	
KA35 TRANSPORTATION ACCOUNTABILITY	548,775	114,807	10,289	
KA40 DIVISION OF ACCOUNTS	1,328,913	17,950	6,242	
KA46 OFFICE OF PERSONNEL MANAGEMENT	525,780		1,822	
KA47 SUPPORT SERVICES	190,948			
KA48 FACILITY MANAGEMENT	2,806,782		6,018,540	
KA49 GRAPHIC DESIGN AND PRINTING	837,850		1,405,033	
KA50 PURCHASES	534,594		7,477	
KA51 INFORMATION TECHNOLOGY	2,189,418	1,774,278	5,530,827	100
KA52 TECHNOLOGY INFRASTRUCTURE	38,416		16,613,906	
KA57 DIV OF PERSONNEL MANAGEMENT	635,442		16,982	
KA58 DIV OF EMPLOYEE MANAGEMENT	828,109	56,660	56,089	125
KA59 PROFESSIONAL DEVEL & ORG	845,676		7,824	
KA60 AUDITS	187,155	434,077	14,201	
KA61 ROAD FUND AUDITS	1,811,622		57,511	
KA62 AUDIT SERVICES	888,141		8,675	
TOTAL OFFICE OF SECRETARY	22,348,425	3,159,286	30,097,274	1,148
TOTAL GEN ADMIN AND SUPPORT	22,348,425	3,159,286	30,097,274	1,148

TRANSFERS TO CAPITAL CONSTRUCTION

ND00 TRANSFERS TO CAPITAL CONST

TOTAL TRANS TO CAPITAL CONST

TOTAL TRANSPORTATION CABINET

TOTAL ALL CABINETS

219,052,036	28,803,295	192,792,119	162,734,660
287,959,780	28,882,365	196,835,183	162,752,061

NON-BUDGETARY

RECEIPTS TO SURPLUS

NE00 AN05 UNREDEEMED CHECKS

TOTAL RECEIPTS TO SURPLUS

GRAND TOTAL

		1,360,910	
		1,360,910	
287,959,780	28,882,365	198,196,093	162,752,061

DEBT SERVICE	CAPITAL OUTLAY	CAPITAL CONSTRUCTION	HIGHWAY MATERIALS	TRANSFERS	TOTAL	PBU
		957	19		6,392,182	KA01
					1,057,288	KA02
					495,114	KA10
		56,821			642,828	KA21
					581,206	KA22
					874,992	KA23
					(730,716)	KA24
					673,871	KA35
			35		1,353,140	KA40
					527,602	KA46
					190,948	KA47
7,203,107	(1,830)		59		16,026,658	KA48
			130		2,243,013	KA49
					542,071	KA50
	625,098				10,119,721	KA51
	29,436				16,681,758	KA52
					652,424	KA57
					940,983	KA58
					853,500	KA59
					635,433	KA60
					1,869,133	KA61
					896,816	KA62
7,203,107	652,704	57,778	243		63,519,965	
7,203,107	652,704	57,778	243		63,519,965	
				5,890,000	5,890,000	ND00
				5,890,000	5,890,000	
40,889,789	3,076,627	340,142,048	62,635,800	5,890,000	1,056,016,373	
40,889,789	7,779,824	340,142,363	62,635,800	5,890,000	1,133,767,164	
					1,360,910	NE00/AN05
					1,360,910	
40,889,789	7,779,824	340,142,363	62,635,800	5,890,000	1,135,128,074	

**COMMONWEALTH OF KENTUCKY TRANSPORTATION CABINET
EXPENSES BY OBJECT WITHIN PROGRAMS (NOTE 2)
FEDERAL FUND
JULY 1, 2009 TO JUNE 30, 2010**

	PERSONNEL COSTS	PERSONAL SERVICE CONTRACTS	OPERATING EXPENSE	GRANTS
AIR TRANSPORTATION				
AIR DEVELOPMENT				
BC02 AIRPORT INSPECTION	3,021		46	
BC56 GPS STUDY GRANT				
TOTAL AIR DEVELOPMENT CONST	3,021		46	
CAPITAL CITY AIRPORT				
BD01 CAPITAL CITY AIRPORT			14,577	
TOTAL CAPITAL CITY AIRPORT			14,577	
TOTAL AIR TRANSPORTATION	3,021		14,623	
PUBLIC TRANSPORTATION				
EA52 MASS TRANSPORTATION	528,387		31,524	24,510,826
EA52 MASS TRANSPORTATION - ARRA				20,680,911
TOTAL PUBLIC TRANSPORTATION	528,387		31,524	45,191,737
TOTAL PUBLIC TRANSPORTATION	528,387		31,524	45,191,737
HIGHWAYS				
RESEARCH				
FA01 RESEARCH		3,341,005	6,044	
TOTAL RESEARCH		3,341,005	6,044	
CONSTRUCTION				
FD52 FEDERAL AID PROJECTS	31,062,894	53,201,778	21,171,656	13,983,848
FD52 FEDERAL AID PROJECTS - ARRA	4,441,170	5,011,404	267,920	
FD53 GARVEE BOND DEBT SERVICE				
FD54 LOUISVILLE BRIDGE PROJECT	216,572	4,028,830	30,295	5,427,546
TOTAL CONSTRUCTION	35,720,636	62,242,012	21,469,871	19,411,394
PLANNING				
FH02 HWY PLANNING	4,832,883	2,115,501	451,176	
FH03 METROPOLITAN PLANNING		1,636,609		
TOTAL PLANNING	4,832,883	3,752,110	451,176	
OFFICE OF HWY SAFETY				
FL03 HWY SAFETY PROGRAMS - NHTSA	288,839	1,009,999	421,459	2,219,368
TOTAL HWY SAFETY	288,839	1,009,999	421,459	2,219,368
TOTAL HIGHWAYS	40,842,358	70,345,126	22,348,550	21,630,762
VEHICLE REGULATION				
GA01 OFFICE OF COMMISSIONER	2,639	213,440	30,633	
GA02 DRIVER LICENSING	1,002	1,658,708	91,755	
TOTAL VEHICLE REGULATION	3,641	1,872,148	122,388	
TOTAL FEDERAL FUND	41,377,407	72,217,274	22,517,085	66,822,499

DEBT SERVICE	CAPITAL OUTLAY	CAPITAL CONSTRUCTION	HIGHWAY MATERIALS	TRANSFERS	TOTAL	FUNC
					3,067	BC02
		(1,806)			(1,806)	BC56
		(1,806)			1,261	
					14,577	BD01
					14,577	
		(1,806)			15,838	
					25,070,737	EA52
					20,680,911	EA52
					45,751,648	
					45,751,648	
					3,347,049	FA01
					3,347,049	
	1,500	330,245,093	2,117,232		451,784,001	FD52
		175,630,765	107,209		185,458,468	FD52
43,901,409					43,901,409	FD53
		4,449,597			14,152,840	FD54
43,901,409	1,500	510,325,455	2,224,441		695,296,718	
		45,698	6,283		7,451,541	FH02
					1,636,609	FH03
		45,698	6,283		9,088,150	
					3,939,665	FL03
					3,939,665	
43,901,409	1,500	510,371,153	2,230,724		711,671,582	
					246,712	GA01
					1,751,465	GA02
					1,998,177	
43,901,409	1,500	510,369,347	2,230,724		759,437,245	

**COMMONWEALTH OF KENTUCKY TRANSPORTATION CABINET
EXPENSES BY OBJECT WITHIN PROGRAMS (NOTE 2)
AGENCY FUND
JULY 1, 2009 TO JUNE 30, 2010**

	PERSONNEL COSTS	PERSONAL SERVICE CONTRACTS	OPERATING EXPENSE	GRANTS
AIR TRANSPORTATION				
AIR DEVELOPMENT				
BC01 AIRPORT STRIPING	69,020		29,453	
BC02 AIRPORT INSPECTION	4,337			
BC51 AERONAUTICS	1,063,143	15,809	107,430	
BC53 AVIATION ECONOMIC DEV				2,380,183
BC54 FEDERAL PROJECT MATCH				77,412
BC56 GPS STUDY GRANT				
BC57 ZONING COMM VIOLATIONS			10,641	
BC60 AVIATION ECON DEV BOND				4,602,030
TOTAL AIR DEVELOPMENT	1,136,500	15,809	147,524	7,059,625
CAPITAL CITY AIRPORT				
BD01 CAPITAL CITY AIRPORT	578,068	385	766,284	
TOTAL CAPITAL CITY AIRPORT	578,068	385	766,284	
TOTAL AIR TRANSPORTATION	1,714,568	16,194	913,808	7,059,625
PUBLIC TRANSPORTATION				
PUBLIC TRANSPORTATION				
EA53 HUMAN SERVICES TRANS ADMIN	435,901		4,099	
TOTAL PUBLIC TRANSPORTATION	435,901		4,099	
TOTAL PUBLIC TRANSPORTATION	435,901		4,099	
REVENUE SHARING				
COUNTY ROAD AID-COUNTIES				
CA04 2005 COUNTY BONDS FORMULA				196,538
CA05 COUNTY BONDS APPLICATION				929,951
TOTAL COUNTY ROAD AID-COUNTIES				1,126,489
MUNICIPAL AID				
CC04 2005 MUNICIPAL BONDS FORMULA				728,123
CC05 2005 MUNICIPAL BONDS APPLICATION				1,324,550
TOTAL COUNTY MUNICIPAL AID-COUNTIES				2,052,673
TOTAL REVENUE SHARING				3,179,162

DEBT SERVICE	CAPITAL OUTLAY	CAPITAL CONSTRUCTION	HIGHWAY MATERIALS	TRANSFERS	TOTAL	FUNC
			21,002		119,475	BC01
					4,337	BC02
			1,560		1,187,942	BC51
	120,000			6,053,793	8,553,976	BC53
					77,412	BC54
		1,806			1,806	BC56
					10,641	BC57
					4,602,030	BC60
	120,000	1,806	22,562	6,053,793	14,557,619	
					111,425	BD01
					111,425	
	120,000	113,231	22,562	6,053,793	16,013,781	
					440,000	EA53
					440,000	
					440,000	
					196,538	CA04
		(3,020)			926,931	CA05
		(3,020)			1,123,469	
					728,123	CC04
		5,379			1,329,929	CC05
		5,379			2,058,052	
		2,359			3,181,521	

**COMMONWEALTH OF KENTUCKY TRANSPORTATION CABINET
EXPENSES BY OBJECT WITHIN PROGRAMS (NOTE 2)
AGENCY FUND**

JULY 1, 2009 TO JUNE 30, 2010

	PERSONNEL COSTS	PERSONAL SERVICE CONTRACTS	OPERATING EXPENSE	GRANTS
HIGHWAYS				
CONSTRUCTION				
FD04 CONSTRUCTION	25,907	162,221	177,249	520,920
FD51 FHWA-SPECIAL PROJECTS	2,895,437	780,970	6,229,709	
FD52 FEDERAL AID PROJECTS	(10,000)	2,945,581	25	
FD54 LOUISVILLE BRIDGE PROJ	3,377	46,595	31	
TOTAL CONSTRUCTION	2,914,721	3,935,367	6,407,014	520,920
MAINTENANCE				
FE01 MAINTENANCE	50,477	48,978	410,680	
FE04 TRAFFIC	415	2,089,449	101,269	
TOTAL MAINTENANCE	50,892	2,138,427	511,949	
EQUIPMENT SERVICES				
FK01 EQUIPMENT OPERATIONS	10,473,465	9,769	29,747,393	1,843
FK03 EQUIPMENT PURCHASES			(10,516)	
FK05 EQUIPMENT DEPRECIATION			(11,200,000)	
FK07 BUY BACK EQUIPMENT				
TOTAL EQUIPMENT SERVICES	10,473,465	9,769	18,536,877	1,843
OFFICE OF HWY SAFETY				
FL01 SAFETY OFFICE				
TOTAL HWY SAFETY				
BOND CONSTRUCTION				
ED BOND SERIES				
JL01 2005 GA AUTH ED BONDS SERIES	287,135	54,464	16,474	
JL02 2006 GA AUTH ED BONDS SERIES	1,700,512		132,511	
JL03 2009 GA AUTH ED BONDS SERIES	1,699,111	2,678,336	162,516	
TOTAL ED BOND SERIES	3,686,758	2,732,800	311,501	
BRAC ED BOND SERIES				
JP01 2008 GA AUTH BRAC BONDS	581,548	2,439,342	269,458	
TOTAL BRAC ED BOND SERIES	581,548	2,439,342	269,458	
TOTAL ED BOND	4,268,306	5,172,142	580,959	
2005 GARVEE BOND				
JM01 2005 I65 REHABILITATION	361,853	15,000	22,299	
JM02 2005 I75 REHABILITATION	850,701	199,056	61,957	
JM03 I64 REHABILITATION	250,064	1,832,341	9,140	
TOTAL GARVEE BOND	1,462,618	2,046,397	93,396	
LISORB PROJ GARRVEE BONDS				
JZ01 2008 LOUISVILLE BRIDGES	60,079	793,653	3,870	
	60,079	793,653	3,870	
TOTAL GARVEE BOND	1,522,697	2,840,050	97,266	
TOTAL BOND CONSTRUCTION	5,791,003	8,012,192	678,225	
TOTAL HIGHWAYS	19,230,081	14,095,755	26,134,065	522,763

DEBT SERVICE	CAPITAL OUTLAY	CAPITAL CONSTRUCTION	HIGHWAY MATERIALS	TRANSFERS	TOTAL	PBU
		897,435			1,783,732	FD04
		5,606,354	369,459		15,881,929	FD51
		6,226,138			9,161,744	FD52
					50,003	FD54
		12,729,927	369,459		26,877,408	
			356,148		866,283	FE01
			103,942		2,295,075	FE04
			460,090		3,161,358	
		26,875	(55,720)		40,203,625	FK01
		25,157,492			25,146,976	FK03
					(11,200,000)	FK05
		1,150,000			1,150,000	FK07
		26,334,367	(55,720)		55,300,601	
				1,063,806	1,063,806	FL01
				1,063,806	1,063,806	
		8,447,856	42,237		8,848,166	JL01
		23,652,426			25,485,449	JL02
		26,536,348	131,982		31,208,293	JL03
		58,636,630	174,219		65,541,908	
		11,429,804			14,720,152	JP01
		11,429,804			14,720,152	
		70,066,434	174,219		80,262,060	
		8,068,845			8,467,997	JM01
		27,097,523			28,209,237	JM02
		9,866,577			11,958,122	JM03
		45,032,945			48,635,356	
		3,943,480			4,801,082	JZ01
		3,943,480			4,801,082	
		48,976,425			53,436,438	
		119,042,859	174,219		133,698,498	
		158,107,153	948,048	1,063,806	220,101,671	

**COMMONWEALTH OF KENTUCKY TRANSPORTATION CABINET
EXPENSES BY OBJECT WITHIN PROGRAMS (NOTE 2)
AGENCY FUND
JULY 1, 2009 TO JUNE 30, 2010**

	PERSONNEL COSTS	PERSONAL SERVICE CONTRACTS	OPERATING EXPENSE	GRANTS
VEHICLE REGULATION				
GA12 ALCOHOLIC DRIVER EDUCATION	239,470			
GA16 MOTOR BOAT TITLING	260,853			
GA17 COMMERCIAL DRIVERS LICENSES	1,304,858			
GA18 SOLID WASTE TRANSPORT LIC	41,051			
GA25 REFLECTORIZED LICENSE PLATE			1,659,210	
GA26 INTERNET RENEWAL CONVEN FEE			32,483	
GA27 AVIS REPLACEMENT	1,231		239,305	
GA28 COUNTY CLERK IT IMPROVEMENT				
GA29 COUNTY CLERK REVENUE SUPP ACCT				4,143,602
TOTAL VEHICLE REGULATION	1,847,463		1,930,998	4,143,602
MOTOR VEHICLE COMMISSION				
GB01 MOTOR VEHICLE COMMISSION	635,839	53,680	223,259	
TOTAL MOTOR VEHICLE COMMISSION	635,839	53,680	223,259	
TOTAL VEHICLE REGULATION	2,483,302	53,680	2,154,257	4,143,602
GENERAL ADMINISTRATION AND SUPPORT				
EXECUTIVE POLICY AND MANAGEMENT				
KA20 OTHER AGENCY PARTICIPATION			6,120	
TOTAL EXECUTIVE POL AND MGMT			6,120	
TOTAL AGENCY FUND	23,863,852	14,165,629	29,212,349	14,905,152

DEBT SERVICE	CAPITAL OUTLAY	CAPITAL CONSTRUCTION	HIGHWAY MATERIALS	TRANSFERS	TOTAL	PBU
					239,470	GA12
					260,853	GA16
					1,304,858	GA17
					41,051	GA18
				1,000,000	2,659,210	GA25
					32,483	GA26
				4,357,000	4,597,536	GA27
				4,453,000	4,453,000	GA28
					4,143,602	GA29
				9,810,000	17,732,063	
				59,134	971,912	GB01
				59,134	971,912	
				9,869,134	18,703,975	
					6,120	KA20
					6,120	
	120,000	158,222,743	970,610	16,986,733	258,447,068	

**COMMONWEALTH OF KENTUCKY TRANSPORTATION CABINET
EXPENSES BY OBJECT WITHIN PROGRAMS (NOTE 2)
OTHER EXPENDABLE TRUST FUND
JULY 1, 2009 TO JUNE 30, 2010**

	PERSONNEL COSTS	PERSONAL SERVICE CONTRACTS	OPERATING EXPENSE	GRANTS
PUBLIC TRANSPORTATION				
CONSERVATION - MASS FED AID				
6371 HUMAN SERVICES TRANSPORTATION				60,503,458
TOTAL CONSERVATION - MASS FED AID				<u>60,503,458</u>
TOTAL PUBLIC TRANSPORTATION				60,503,458
TOTAL OTHER EXPENDABLE TRUST FUND				<u><u>60,503,458</u></u>

DEBT SERVICE	CAPITAL OUTLAY	CAPITAL CONSTRUCTION	HIGHWAY MATERIALS	TRANSFERS	TOTAL	FUND
					60,503,458	6371
				-	60,503,458	
				-	60,503,458	
				-	60,503,458	

**COMMONWEALTH OF KENTUCKY TRANSPORTATION CABINET
EXPENSES BY COUNTY (NOTE 3)
GENERAL, CAPITAL PROJECTS, ROAD, FEDERAL, AGENCY,
AND OTHER EXPENDABLE TRUST FUNDS
JULY 1, 2009 TO JUNE 30, 2010**

	ADAIR	ALLEN	ANDERSON	BALLARD	BARREN	BATH
GENERAL ADMINISTRATION AND SUPPORT	2,742	5	381	582	3,355	1,967
AVIATION						
AIR TRANSPORTATION	18,758				7,519	
CAPITAL CITY AIRPORT						
CAPITAL CONSTRUCTION	14,166	900	6,000	18,840	578,102	20,248
DEBT SERVICE						
HIGHWAYS						
STATE FUNDED PROGRAMS	6,367,393	1,581,849	262,099	1,177,021	2,609,211	33,972
FEDERAL	1,468,857	4,170	116,311	1,443,626	12,429,675	456,802
BONDED	117,910	759,387	4,015	171,230	688,600	
MAINT	2,040,305	2,179,222	2,318,796	1,112,257	4,300,000	1,522,168
OTHER PROGRAMS	108,065	227		297	436	50,146
HUMAN SERVICES TRANSPORTATION						
PUBLIC TRANSPORTATION						
REVENUE SHARING						
COUNTY ROAD AID	1,043,860	919,831	663,876	698,927	1,325,717	844,575
ENERGY RECOVERY						
MUNICIPAL	73,522	79,233	165,101	46,652	144,435	27,255
RURAL SECONDARY	1,275,493	880,731	309,294	774,768	1,194,507	735,558
COMM OFF						
VEHICLE REGULATION						
TRANSFERS TO CAPITAL CONSTRUCTION						
COUNTY TOTAL FY10	12,531,071	6,405,555	3,845,873	5,444,200	23,281,557	3,692,691
5 YEAR TOTAL FROM FY 2005 - 2009	105,949,602	31,013,705	46,657,004	21,493,600	66,322,116	53,615,308

**COMMONWEALTH OF KENTUCKY TRANSPORTATION CABINET
EXPENSES BY COUNTY (NOTE 3)
GENERAL, CAPITAL PROJECTS, ROAD, FEDERAL, AGENCY,
AND OTHER EXPENDABLE TRUST FUNDS
JULY 1, 2009 TO JUNE 30, 2010**

	BELL	BOONE	BOURBON	BOYD	BOYLE	BRACKEN
GENERAL ADMINISTRATION AND SUPPORT	17,243	206		94	5,658	
AVIATION						
AIR TRANSPORTATION	16,588			4,738	84,318	
CAPITAL CITY AIRPORT						
CAPITAL CONSTRUCTION	25,488	78,045	280	13,811	5,850	4,563
DEBT SERVICE						
HIGHWAYS						
STATE FUNDED PROGRAMS	598,369	5,760,699	1,680,330	325,832	700,466	385,086
FEDERAL	13,723	19,524,623	512,923	18,820,410	181,604	2,698
BONDED	275,270	834,099	181,157	40,635	43,162	
MAINT	2,068,540	6,742,593	1,875,036	2,687,103	1,998,740	1,583,040
OTHER PROGRAMS	50,101			41,057	11	109
HUMAN SERVICES TRANSPORTATION						
PUBLIC TRANSPORTATION						
REVENUE SHARING						
COUNTY ROAD AID	1,058,461	971,700	843,176	725,215	550,036	581,131
ENERGY RECOVERY						
MUNICIPAL	190,196	764,681	168,198	35,900	183,518	22,554
RURAL SECONDARY	842,605	694,047	886,310	614,816	784,113	654,679
COMM OFF						
VEHICLE REGULATION						
TRANSFERS TO CAPITAL CONSTRUCTION						
COUNTY TOTAL FY10	<u>5,156,584</u>	<u>35,370,693</u>	<u>6,147,410</u>	<u>23,309,611</u>	<u>4,537,476</u>	<u>3,233,860</u>
5 YEAR TOTAL FROM FY 2005 - 2009	32,966,538	147,028,694	25,411,799	104,420,966	28,703,556	25,873,607

**COMMONWEALTH OF KENTUCKY TRANSPORTATION CABINET
EXPENSES BY COUNTY (NOTE 3)
GENERAL, CAPITAL PROJECTS, ROAD, FEDERAL, AGENCY,
AND OTHER EXPENDABLE TRUST FUNDS
JULY 1, 2009 TO JUNE 30, 2010**

	BREATHITT	BRECKINRIDGE	BULLITT	BUTLER	CALDWELL	CALLOWAY
GENERAL ADMINISTRATION AND SUPPORT	6,827	2,883	1,383	1,211	2,151	
AVIATION						
AIR TRANSPORTATION		5,336			1,768	2,927
CAPITAL CITY AIRPORT						
CAPITAL CONSTRUCTION	1,591,833	7,705	21,966	3,956		
DEBT SERVICE						
HIGHWAYS						
STATE FUNDED PROGRAMS	1,118,788	563,904	2,389,584	456,232	195,417	12,370,750
FEDERAL	16,748,024	25,398	18,505,472	647,869	2,015,326	934,253
BONDED	14,099		193		344,368	316,950
MAINT	2,721,965	1,273,298	2,883,665	1,773,145	1,427,865	1,516,199
OTHER PROGRAMS	38		12,645	541	493	7
HUMAN SERVICES TRANSPORTATION						
PUBLIC TRANSPORTATION						
REVENUE SHARING						
COUNTY ROAD AID	1,085,610	1,249,805	839,409	987,173	787,501	1,118,979
ENERGY RECOVERY						
MUNICIPAL	45,608	87,913	166,066	50,002	744,337	278,927
RURAL SECONDARY	1,075,860	1,365,864	1,410,342	1,705,797	703,964	1,508,096
COMM OFF						
VEHICLE REGULATION						
TRANSFERS TO CAPITAL CONSTRUCTION						
COUNTY TOTAL FY10	<u>24,408,652</u>	<u>4,582,106</u>	<u>26,230,725</u>	<u>5,625,926</u>	<u>6,223,190</u>	<u>18,047,088</u>
5 YEAR TOTAL FROM FY 2005 - 2009	88,979,233	26,867,017	53,893,161	30,670,872	27,628,492	59,485,689

**COMMONWEALTH OF KENTUCKY TRANSPORTATION CABINET
EXPENSES BY COUNTY (NOTE 3)
GENERAL, CAPITAL PROJECTS, ROAD, FEDERAL, AGENCY,
AND OTHER EXPENDABLE TRUST FUNDS
JULY 1, 2009 TO JUNE 30, 2010**

	CAMPBELL	CARLISLE	CARROLL	CARTER	CASEY	CHRISTIAN
GENERAL ADMINISTRATION AND SUPPORT	445	453	1,159	5,025	1,429	35
AVIATION						
AIR TRANSPORTATION					97,466	82,280
CAPITAL CITY AIRPORT						
CAPITAL CONSTRUCTION		104,743	510,421	243,532	21,686	114,136
DEBT SERVICE						
HIGHWAYS						
STATE FUNDED PROGRAMS	2,096,447	554,346	1,037,969	946,732	1,055,074	4,043,140
FEDERAL	13,450,576	1,780,578	1,804,375	5,007,308	(34,136)	24,033,054
BONDED	840,959	791	44,880	176,380	126,373	264
MAINT	3,002,364	992,621	2,635,779	4,044,806	1,269,467	4,332,062
OTHER PROGRAMS		495	435,842	35,783		419
HUMAN SERVICES TRANSPORTATION						
PUBLIC TRANSPORTATION						
REVENUE SHARING						
COUNTY ROAD AID	558,619	574,883	477,565	1,222,131	1,059,903	1,412,012
ENERGY RECOVERY						
MUNICIPAL	268,881	7,235	70,445	33,208	32,315	53,667
RURAL SECONDARY	698,025	535,087	553,500	1,234,948	1,068,050	1,257,960
COMM OFF						
VEHICLE REGULATION						
TRANSFERS TO CAPITAL CONSTRUCTION						
COUNTY TOTAL FY10	<u>20,916,316</u>	<u>4,551,232</u>	<u>7,571,935</u>	<u>12,949,853</u>	<u>4,697,627</u>	<u>35,329,029</u>
5 YEAR TOTAL FROM FY 2005 - 2009	89,479,643	14,178,515	38,882,722	74,359,374	35,272,485	166,788,359

**COMMONWEALTH OF KENTUCKY TRANSPORTATION CABINET
EXPENSES BY COUNTY (NOTE 3)
GENERAL, CAPITAL PROJECTS, ROAD, FEDERAL, AGENCY,
AND OTHER EXPENDABLE TRUST FUNDS
JULY 1, 2009 TO JUNE 30, 2010**

	CLARK	CLAY	CLINTON	CRITTENDEN	CUMBERLAND	DAVIESS
GENERAL ADMINISTRATION AND SUPPORT	1,141	16,274	113		58	1,679
AVIATION						
AIR TRANSPORTATION				8,566	60,543	60,416
CAPITAL CITY AIRPORT						
CAPITAL CONSTRUCTION	725	28,231	1,413		698,019	
DEBT SERVICE						
HIGHWAYS						
STATE FUNDED PROGRAMS	2,412,959	736,258	3,900,565	578,785	20,232,278	1,791,120
FEDERAL	3,050,041	640,644	7,681,091	422,229	3,208	42,980,768
BONDED	7,327				76,974	471
MAINT	3,445,949	2,341,736	1,223,725	962,355	1,553,686	4,529,745
OTHER PROGRAMS	11,823	201,940		57	44	1,147
HUMAN SERVICES TRANSPORTATION						
PUBLIC TRANSPORTATION						
REVENUE SHARING						
COUNTY ROAD AID	846,567	1,183,993	588,415	808,384	814,230	1,231,895
ENERGY RECOVERY						
MUNICIPAL	53,260			55,739		11,551
RURAL SECONDARY	782,661	1,015,654	693,008	965,367	848,018	1,165,060
COMM OFF						
VEHICLE REGULATION						
TRANSFERS TO CAPITAL CONSTRUCTION						
COUNTY TOTAL FY10	10,612,453	6,164,730	14,088,330	3,801,482	24,287,058	51,773,852
5 YEAR TOTAL FROM FY 2005 - 2009	77,582,592	40,978,514	29,055,073	23,467,355	46,845,932	77,792,348

**COMMONWEALTH OF KENTUCKY TRANSPORTATION CABINET
EXPENSES BY COUNTY (NOTE 3)
GENERAL, CAPITAL PROJECTS, ROAD, FEDERAL, AGENCY,
AND OTHER EXPENDABLE TRUST FUNDS
JULY 1, 2009 TO JUNE 30, 2010**

	EDMONSON	ELLIOTT	ESTILL	FAYETTE	FLEMING	FLOYD
GENERAL ADMINISTRATION AND SUPPORT	1,219		205	12,090	19,032	15,194
AVIATION						
AIR TRANSPORTATION						
CAPITAL CITY AIRPORT						
CAPITAL CONSTRUCTION		17,000	13,646	85,497	19,208	43,235
DEBT SERVICE						
HIGHWAYS						
STATE FUNDED PROGRAMS	397,965	639,647	2,410,058	1,381,574	340,675	1,650,080
FEDERAL	1,372,544	1,429,373	19,992	25,330,833	797,002	3,185,399
BONDED	19,256	2,326,056	99,310	2,892,041	533,858	4,345,789
MAINT	1,162,001	1,108,084	1,344,432	8,192,106	2,079,300	5,324,108
OTHER PROGRAMS	188	36,703		230	39,730	
HUMAN SERVICES TRANSPORTATION						
PUBLIC TRANSPORTATION						
REVENUE SHARING						
COUNTY ROAD AID	763,465	711,348	748,162		842,652	1,263,590
ENERGY RECOVERY						
MUNICIPAL	782		56,158	395,440	69,851	66,159
RURAL SECONDARY	557,789	711,999	635,892	610,881	1,044,790	1,168,551
COMM OFF						
VEHICLE REGULATION						
TRANSFERS TO CAPITAL CONSTRUCTION						
COUNTY TOTAL FY10	4,275,209	6,980,210	5,327,855	38,900,692	5,786,098	17,062,105
5 YEAR TOTAL FROM FY 2005 - 2009	28,366,098	30,010,318	25,487,817	227,935,780	66,847,020	93,438,121

**COMMONWEALTH OF KENTUCKY TRANSPORTATION CABINET
EXPENSES BY COUNTY (NOTE 3)
GENERAL, CAPITAL PROJECTS, ROAD, FEDERAL, AGENCY,
AND OTHER EXPENDABLE TRUST FUNDS
JULY 1, 2009 TO JUNE 30, 2010**

	FRANKLIN	FULTON	GALLATIN	GARRARD	GRANT	GRAVES
GENERAL ADMINISTRATION AND SUPPORT	201,071		140	122	406	3,007
AVIATION						
AIR TRANSPORTATION	75,356	93,493				
CAPITAL CITY AIRPORT						
CAPITAL CONSTRUCTION	507,882	6,476	(27,050)	17,775	55,639	26,150
DEBT SERVICE						
HIGHWAYS						
STATE FUNDED PROGRAMS	935,735	1,281,592	1,090,226	14,041,540	1,260,924	3,447,239
FEDERAL	6,603,754	1,320,219	451,511	179,567	1,154,718	596,758
BONDED	577			70,413	27,963,149	833,793
MAINT	5,068,182	1,032,785	3,189,023	1,211,950	3,011,745	2,610,871
OTHER PROGRAMS	5,349					280
HUMAN SERVICES TRANSPORTATION						
PUBLIC TRANSPORTATION						
REVENUE SHARING						
COUNTY ROAD AID	821,607	486,042	397,970	678,784	740,932	1,451,589
ENERGY RECOVERY						
MUNICIPAL	142,774	182,390	33,171		63,962	200,195
RURAL SECONDARY	571,353	435,166	323,584	737,096	787,218	1,567,387
COMM OFF						
VEHICLE REGULATION						
TRANSFERS TO CAPITAL CONSTRUCTION						
COUNTY TOTAL FY10	14,933,640	4,838,163	5,458,575	16,937,247	35,038,693	10,737,269
5 YEAR TOTAL FROM FY 2005 - 2009	55,244,404	17,044,271	62,418,029	32,343,735	138,080,219	103,046,945

**COMMONWEALTH OF KENTUCKY TRANSPORTATION CABINET
EXPENSES BY COUNTY (NOTE 3)
GENERAL, CAPITAL PROJECTS, ROAD, FEDERAL, AGENCY,
AND OTHER EXPENDABLE TRUST FUNDS
JULY 1, 2009 TO JUNE 30, 2010**

	GRAYSON	GREEN	GREENUP	HANCOCK	HARDIN	HARLAN
GENERAL ADMINISTRATION AND SUPPORT	228	2,629	1,967		16,073	40
AVIATION						
AIR TRANSPORTATION	370		2,978	243,894	11,544	31,803
CAPITAL CITY AIRPORT						
CAPITAL CONSTRUCTION	81,270	2,850	21,925	(31,307)	112,475	7,365
DEBT SERVICE						
HIGHWAYS						
STATE FUNDED PROGRAMS	4,137,877	5,274	1,527,874	927,954	3,974,899	514,300
FEDERAL	1,786,276	58,668	1,570,396	24,159	4,647,885	1,755,252
BONDED		1,428	2,483		7,184,116	16,684
MAINT	1,945,414	1,141,536	2,593,055	1,023,014	3,509,709	2,281,758
OTHER PROGRAMS	354		58,603		69,365	
HUMAN SERVICES TRANSPORTATION						
PUBLIC TRANSPORTATION						
REVENUE SHARING						
COUNTY ROAD AID	1,198,969	779,050	966,829	569,168	1,478,504	1,030,102
ENERGY RECOVERY						1,274
MUNICIPAL	212,443		29,223		80,994	145,683
RURAL SECONDARY	1,721,431	1,014,596	1,393,059	808,395	1,513,654	844,283
COMM OFF						
VEHICLE REGULATION						
TRANSFERS TO CAPITAL CONSTRUCTION						
COUNTY TOTAL FY10	11,084,632	3,006,031	8,168,392	3,565,277	22,599,218	6,628,544
5 YEAR TOTAL FROM FY 2005 - 2009	61,433,114	24,152,564	28,542,344	14,020,157	110,997,425	51,250,277

**COMMONWEALTH OF KENTUCKY TRANSPORTATION CABINET
EXPENSES BY COUNTY (NOTE 3)
GENERAL, CAPITAL PROJECTS, ROAD, FEDERAL, AGENCY,
AND OTHER EXPENDABLE TRUST FUNDS
JULY 1, 2009 TO JUNE 30, 2010**

	HARRISON	HART	HENDERSON	HENRY	HICKMAN	HOPKINS
GENERAL ADMINISTRATION AND SUPPORT	676	1,012	1,501	1,180	375	15,973
AVIATION						
AIR TRANSPORTATION	103,049		2,798			38,288
CAPITAL CITY AIRPORT						
CAPITAL CONSTRUCTION		3,403	40,035		45,940	359,436
DEBT SERVICE						
HIGHWAYS						
STATE FUNDED PROGRAMS	1,167,723	763,057	7,499,905	1,232,876	446,278	675,484
FEDERAL	3,934,299	469,908	3,241,655	9,293,544	2,270,810	1,995,166
BONDED	948	540,374	49	173,108		542,201
MAINT	1,452,478	4,394,115	3,738,705	1,365,522	1,009,584	4,006,089
OTHER PROGRAMS	497	358		8,790	575	781,865
HUMAN SERVICES TRANSPORTATION						
PUBLIC TRANSPORTATION						
REVENUE SHARING						
COUNTY ROAD AID	805,219	1,105,731	1,167,995	820,895	604,701	1,252,385
ENERGY RECOVERY						
MUNICIPAL			36,857		25,919	126,653
RURAL SECONDARY	729,187	1,191,049	1,027,131	612,409	985,422	1,367,160
COMM OFF						
VEHICLE REGULATION						
TRANSFERS TO CAPITAL CONSTRUCTION						
COUNTY TOTAL FY10	<u>8,194,076</u>	<u>8,469,007</u>	<u>16,756,631</u>	<u>13,508,324</u>	<u>5,389,604</u>	<u>11,160,700</u>
5 YEAR TOTAL FROM FY 2005 - 2009	27,581,296	44,674,253	101,183,752	29,559,096	17,966,579	119,596,738

**COMMONWEALTH OF KENTUCKY TRANSPORTATION CABINET
EXPENSES BY COUNTY (NOTE 3)
GENERAL, CAPITAL PROJECTS, ROAD, FEDERAL, AGENCY,
AND OTHER EXPENDABLE TRUST FUNDS
JULY 1, 2009 TO JUNE 30, 2010**

	JACKSON	JEFFERSON	JESSAMINE	JOHNSON	KENTON	KNOTT
GENERAL ADMINISTRATION AND SUPPORT	2,055	17,962	1,106		4,747	437
AVIATION						
AIR TRANSPORTATION						
CAPITAL CITY AIRPORT						
CAPITAL CONSTRUCTION	171,942	89,125	3,617	15,185	50,114	850
DEBT SERVICE						
HIGHWAYS						
STATE FUNDED PROGRAMS	4,653,955	8,613,090	12,065,535	2,662,156	8,340,995	1,950,731
FEDERAL	504,119	139,357,734	514,538	1,591,092	16,296,076	1,935,669
BONDED	801	7,904,286	35,006	277,346	2,565,472	
MAINT	1,149,416	21,899,672	1,492,543	2,069,120	4,298,417	1,026,380
OTHER PROGRAMS		209,316				
HUMAN SERVICES TRANSPORTATION						
PUBLIC TRANSPORTATION						
REVENUE SHARING						
COUNTY ROAD AID	913,427		697,309	862,834	517,900	892,193
ENERGY RECOVERY						
MUNICIPAL		663,233	463,608	75,683	1,169,773	14,415
RURAL SECONDARY	921,198	959,503	1,028,884	842,591	482,943	1,003,886
COMM OFF						
VEHICLE REGULATION						
TRANSFERS TO CAPITAL CONSTRUCTION						
COUNTY TOTAL FY10	<u>8,316,913</u>	<u>179,713,921</u>	<u>16,302,146</u>	<u>8,396,007</u>	<u>33,726,437</u>	<u>6,824,561</u>
5 YEAR TOTAL FROM FY 2005 - 2009	35,676,641	606,938,203	59,135,592	39,340,224	163,956,285	35,388,531

**COMMONWEALTH OF KENTUCKY TRANSPORTATION CABINET
EXPENSES BY COUNTY (NOTE 3)
GENERAL, CAPITAL PROJECTS, ROAD, FEDERAL, AGENCY,
AND OTHER EXPENDABLE TRUST FUNDS
JULY 1, 2009 TO JUNE 30, 2010**

	KNOX	LARUE	LAUREL	LAWRENCE	LEE	LESLIE
GENERAL ADMINISTRATION AND SUPPORT	3,613	36	2,522	1,069	8,014	4,911
AVIATION						
AIR TRANSPORTATION			5,396			
CAPITAL CITY AIRPORT						
CAPITAL CONSTRUCTION	278,449	78,831	209,733	33,448	34,801	42,794
DEBT SERVICE						
HIGHWAYS						
STATE FUNDED PROGRAMS	1,280,411	182,700	1,490,379	3,123,273	333,469	1,540,864
FEDERAL	3,688,291	212,912	1,687,063	677,207	1,106,255	37,551
BONDED	14,018	19,588	4,006,901		89,866	608
MAINT	2,043,331	1,323,163	2,244,462	1,494,366	1,145,562	1,635,167
OTHER PROGRAMS	23,201	498	4,746		433	
HUMAN SERVICES TRANSPORTATION						
PUBLIC TRANSPORTATION						
REVENUE SHARING						
COUNTY ROAD AID	1,065,424	719,657	1,391,885	968,217	635,975	919,387
ENERGY RECOVERY						
MUNICIPAL	284,946		104,255	35,249	21,851	3,736
RURAL SECONDARY	1,113,315	716,240	1,396,639	1,266,808	669,214	929,533
COMM OFF						
VEHICLE REGULATION						
TRANSFERS TO CAPITAL CONSTRUCTION						
COUNTY TOTAL FY10	9,794,999	3,253,625	12,543,981	7,599,637	4,045,440	5,114,551
5 YEAR TOTAL FROM FY 2005 - 2009	29,871,821	18,259,130	120,648,653	31,061,948	30,882,294	29,846,339

**COMMONWEALTH OF KENTUCKY TRANSPORTATION CABINET
EXPENSES BY COUNTY (NOTE 3)
GENERAL, CAPITAL PROJECTS, ROAD, FEDERAL, AGENCY,
AND OTHER EXPENDABLE TRUST FUNDS
JULY 1, 2009 TO JUNE 30, 2010**

	LETCHER	LEWIS	LINCOLN	LIVINGSTON	LOGAN	LYON
GENERAL ADMINISTRATION AND SUPPORT	2,445	2,149	2,774	548	367	
AVIATION						
AIR TRANSPORTATION	3,097				109,773	
CAPITAL CITY AIRPORT						
CAPITAL CONSTRUCTION		1,550	600	8,340		38,483
DEBT SERVICE						
HIGHWAYS						
STATE FUNDED PROGRAMS	1,356,891	1,142,166	1,001,110	824,353	2,665,780	82,839
FEDERAL	6,180,054	428,001	7,967,789	574,442	2,491,483	9,086,991
BONDED		1,388		1,394,290	609	432
MAINT	1,956,952	2,015,386	1,294,106	1,627,010	2,341,233	1,286,913
OTHER PROGRAMS		39,108		6,295	170	1,495
HUMAN SERVICES TRANSPORTATION						
PUBLIC TRANSPORTATION						
REVENUE SHARING						
COUNTY ROAD AID	974,327	1,121,938	1,012,444	768,574	1,243,749	553,478
ENERGY RECOVERY						
MUNICIPAL	109,264	31,705	75,738	8,518	130,942	43,043
RURAL SECONDARY	866,256	935,423	967,580	1,604,994	1,476,779	560,655
COMM OFF						
VEHICLE REGULATION						
TRANSFERS TO CAPITAL CONSTRUCTION						
COUNTY TOTAL FY10	<u>11,449,286</u>	<u>5,718,814</u>	<u>12,322,141</u>	<u>6,817,364</u>	<u>10,460,885</u>	<u>11,654,329</u>
5 YEAR TOTAL FROM FY 2005 - 2009	57,053,787	36,473,600	33,399,371	35,806,677	31,862,251	19,297,380

**COMMONWEALTH OF KENTUCKY TRANSPORTATION CABINET
EXPENSES BY COUNTY (NOTE 3)
GENERAL, CAPITAL PROJECTS, ROAD, FEDERAL, AGENCY,
AND OTHER EXPENDABLE TRUST FUNDS
JULY 1, 2009 TO JUNE 30, 2010**

	MADISON	MAGOFFIN	MARION	MARSHALL	MARTIN	MASON
GENERAL ADMINISTRATION AND SUPPORT	578	559	1,695		375	252
AVIATION						
AIR TRANSPORTATION	27,984			2,287,613	1,037	
CAPITAL CITY AIRPORT						
CAPITAL CONSTRUCTION	100,913	5,532	4,943		5,569	30,631
DEBT SERVICE						
HIGHWAYS						
STATE FUNDED PROGRAMS	4,174,232	1,548,088	1,301,713	2,045,474	2,372,236	1,467,968
FEDERAL	3,035,599	84,894	3,424,508	2,404,685	3,238,500	269,371
BONDED	1,980,458		687,710			94,760
MAINT	4,350,318	1,687,273	1,482,076	2,075,839	1,177,364	1,851,502
OTHER PROGRAMS	180	4,838	47			22,728
HUMAN SERVICES TRANSPORTATION						
PUBLIC TRANSPORTATION						
REVENUE SHARING						
COUNTY ROAD AID	1,326,721	908,540	824,790	995,492	651,150	642,639
ENERGY RECOVERY						
MUNICIPAL	778,896		104,731	136,677	4,961	185,217
RURAL SECONDARY	1,439,508	1,049,472	867,846	1,811,815	599,481	771,589
COMM OFF						
VEHICLE REGULATION						
TRANSFERS TO CAPITAL CONSTRUCTION						
COUNTY TOTAL FY10	<u>17,215,387</u>	<u>5,289,196</u>	<u>8,700,059</u>	<u>11,757,595</u>	<u>8,050,673</u>	<u>5,336,657</u>
5 YEAR TOTAL FROM FY 2005 - 2009	137,613,855	38,863,647	65,805,418	50,274,391	48,765,711	34,833,046

**COMMONWEALTH OF KENTUCKY TRANSPORTATION CABINET
EXPENSES BY COUNTY (NOTE 3)
GENERAL, CAPITAL PROJECTS, ROAD, FEDERAL, AGENCY,
AND OTHER EXPENDABLE TRUST FUNDS
JULY 1, 2009 TO JUNE 30, 2010**

	MCCRACKEN	MCCREARY	MCLEAN	MEADE	MENIFEE	MERCER
GENERAL ADMINISTRATION AND SUPPORT	4,790	21	1,070		976	
AVIATION						
AIR TRANSPORTATION	22,208					
CAPITAL CITY AIRPORT						
CAPITAL CONSTRUCTION	32,788	2,141	10,396	4,697		761
DEBT SERVICE						
HIGHWAYS						
STATE FUNDED PROGRAMS	1,376,617	3,403,565	20,318	1,613,622	627,762	28,858
FEDERAL	4,634,511	1,927,040	117,657	1,110,376	1,397,502	458,968
BONDED	297,617			2,432,882	3,017,770	
MAINT	3,356,331	1,308,238	1,226,886	1,106,621	1,012,327	3,782,268
OTHER PROGRAMS	1,084,134		318			
HUMAN SERVICES TRANSPORTATION						
PUBLIC TRANSPORTATION						
REVENUE SHARING						
COUNTY ROAD AID	791,509	1,019,682		902,749	583,274	711,428
ENERGY RECOVERY						
MUNICIPAL	859,577	80,169	35,112		468	
RURAL SECONDARY	1,590,826	1,252,378	597,386	1,010,954	563,548	1,062,297
COMM OFF						
VEHICLE REGULATION						
TRANSFERS TO CAPITAL CONSTRUCTION						
COUNTY TOTAL FY10	14,050,908	8,993,234	2,009,143	8,181,901	7,203,627	6,044,580
5 YEAR TOTAL FROM FY 2005 - 2009	99,220,778	33,548,201	19,574,393	47,359,521	20,698,994	21,184,946

**COMMONWEALTH OF KENTUCKY TRANSPORTATION CABINET
EXPENSES BY COUNTY (NOTE 3)
GENERAL, CAPITAL PROJECTS, ROAD, FEDERAL, AGENCY,
AND OTHER EXPENDABLE TRUST FUNDS
JULY 1, 2009 TO JUNE 30, 2010**

	METCALFE	MONROE	MONTGOMERY	MORGAN	MUHLENBERG	NELSON
GENERAL ADMINISTRATION AND SUPPORT	202	711	1,938	5,835		4,210
AVIATION						
AIR TRANSPORTATION		85,679		875	83,349	3,947
CAPITAL CITY AIRPORT						
CAPITAL CONSTRUCTION	1,800		5,159		2,004	130,796
DEBT SERVICE						
HIGHWAYS						
STATE FUNDED PROGRAMS	110,806	679,748	1,616,397	2,240,388	684,189	3,208,263
FEDERAL	1,446,717	4,696,044	448,425	707,451	1,761,340	4,785,668
BONDED	243,585		99,515	276,159	449,137	66,570
MAINT	1,462,317	1,824,019	2,367,341	1,919,802	7,628,485	1,828,519
OTHER PROGRAMS	227	227			150	685
HUMAN SERVICES TRANSPORTATION						
PUBLIC TRANSPORTATION						
REVENUE SHARING						
COUNTY ROAD AID	912,949	814,183	726,537	914,339	1,135,541	1,097,007
ENERGY RECOVERY				(512)	24,193	
MUNICIPAL	29,049	66,827	107,626	60,023		205,673
RURAL SECONDARY	1,028,347	841,968	653,757	1,069,431	1,172,232	1,214,529
COMM OFF						
VEHICLE REGULATION						
TRANSFERS TO CAPITAL CONSTRUCTION						
COUNTY TOTAL FY10	5,235,999	9,009,406	6,026,695	7,193,791	12,940,620	12,545,867
5 YEAR TOTAL FROM FY 2005 - 2009	25,031,160	27,423,844	40,880,897	52,090,968	50,169,302	68,837,943

**COMMONWEALTH OF KENTUCKY TRANSPORTATION CABINET
EXPENSES BY COUNTY (NOTE 3)
GENERAL, CAPITAL PROJECTS, ROAD, FEDERAL, AGENCY,
AND OTHER EXPENDABLE TRUST FUNDS
JULY 1, 2008 TO JUNE 30, 2010**

	NICHOLAS	OHIO	OLDHAM	OWEN	OWSLEY	PENDLETON
GENERAL ADMINISTRATION AND SUPPORT		646	4,349		3,785	445
AVIATION						
AIR TRANSPORTATION						1,782
CAPITAL CITY AIRPORT						
CAPITAL CONSTRUCTION	500	4,000	62,696			600
DEBT SERVICE						
HIGHWAYS						
STATE FUNDED PROGRAMS	839,122	567,686	234,250	381,906	203,124	624,247
FEDERAL	284,935	3,208,404	2,853,568	464,739	265,328	357,785
BONDED			37,330		10,490	
MAINT	1,532,453	3,120,691	2,154,574	1,591,746	1,277,456	1,716,051
OTHER PROGRAMS	45,515	1,414	27,070			290
HUMAN SERVICES TRANSPORTATION						
PUBLIC TRANSPORTATION						
REVENUE SHARING						
COUNTY ROAD AID	618,346	1,284,054	667,296	939,321	553,040	982,747
ENERGY RECOVERY					(8,171)	
MUNICIPAL		55,553	398,356	24,227		37,695
RURAL SECONDARY	651,189	1,303,295	588,940	839,998	572,966	775,890
COMM OFF						
VEHICLE REGULATION						
TRANSFERS TO CAPITAL CONSTRUCTION						
COUNTY TOTAL FY10	3,972,060	9,545,743	7,028,429	4,241,937	2,878,018	4,497,532
5 YEAR TOTAL FROM FY 2005 - 2009	14,338,437	57,808,798	47,667,723	26,543,998	17,782,844	27,082,053

**COMMONWEALTH OF KENTUCKY TRANSPORTATION CABINET
EXPENSES BY COUNTY (NOTE 3)
GENERAL, CAPITAL PROJECTS, ROAD, FEDERAL, AGENCY,
AND OTHER EXPENDABLE TRUST FUNDS
JULY 1, 2009 TO JUNE 30, 2010**

	PERRY	PIKE	POWELL	PULASKI	ROBERTSON	ROCKCASTLE
GENERAL ADMINISTRATION AND SUPPORT	2,829	17,830	2,636	18,006	270	4,317
AVIATION						
AIR TRANSPORTATION	805	298		218		
CAPITAL CITY AIRPORT						
CAPITAL CONSTRUCTION	3,237	89,711	12,173	92,509	6,595	2,507
DEBT SERVICE						
HIGHWAYS						
STATE FUNDED PROGRAMS	1,015,764	4,205,822	1,097,003	5,272,871		2,522,487
FEDERAL	4,935,606	37,791,829	3,768,890	16,451,857	30,886	12,495,724
BONDED	7,782,212	115,169	9,538	1,611,484	486,920	
MAINT	3,875,750	6,328,465	2,101,683	4,414,447	969,623	1,542,593
OTHER PROGRAMS	487	624,350		252,228		
HUMAN SERVICES TRANSPORTATION						
PUBLIC TRANSPORTATION						
REVENUE SHARING						
COUNTY ROAD AID	1,019,525	2,195,292	605,896	1,946,237	351,821	934,051
ENERGY RECOVERY						
MUNICIPAL	89,035	145,134	30,312	208,672		35,000
RURAL SECONDARY	1,077,919	2,127,764	671,805	2,023,413	312,825	855,015
COMM OFF						
VEHICLE REGULATION						
TRANSFERS TO CAPITAL CONSTRUCTION						
COUNTY TOTAL FY10	<u>19,803,169</u>	<u>53,641,664</u>	<u>8,299,936</u>	<u>32,291,942</u>	<u>2,158,940</u>	<u>18,391,694</u>
5 YEAR TOTAL FROM FY 2005 - 2009	105,807,801	339,219,668	29,333,804	331,270,513	19,476,242	66,471,944

**COMMONWEALTH OF KENTUCKY TRANSPORTATION CABINET
EXPENSES BY COUNTY (NOTE 3)
GENERAL, CAPITAL PROJECTS, ROAD, FEDERAL, AGENCY,
AND OTHER EXPENDABLE TRUST FUNDS
JULY 1, 2009 TO JUNE 30, 2010**

	ROWAN	RUSSELL	SCOTT	SHELBY	SIMPSON
GENERAL ADMINISTRATION AND SUPPORT	78	2,063	5,028	10,926	1,808
AVIATION					
AIR TRANSPORTATION	95,180		111,958		
CAPITAL CITY AIRPORT					
CAPITAL CONSTRUCTION	14,744	1,105,258	123,334	17,352	14,785
DEBT SERVICE					
HIGHWAYS					
STATE FUNDED PROGRAMS	3,609,563	632,644	1,940,026	585,143	14,420
FEDERAL	1,278,049	51,881	1,281,890	2,436,223	514,434
BONDED	368,807	102,482	263,744	15,890,950	811,097
MAINT	2,480,054	1,894,196	3,570,931	3,250,892	1,758,988
OTHER PROGRAMS	62,506			45,169	190
HUMAN SERVICES TRANSPORTATION					
PUBLIC TRANSPORTATION					
REVENUE SHARING					
COUNTY ROAD AID	839,895	780,008	767,124	1,150,600	802,738
ENERGY RECOVERY					
MUNICIPAL	139,074	73,687	343,913		146,456
RURAL SECONDARY	874,937	869,372	698,930	1,022,487	496,285
COMM OFF					
VEHICLE REGULATION					
TRANSFERS TO CAPITAL CONSTRUCTION					
COUNTY TOTAL FY10	9,762,887	5,511,591	9,106,878	24,409,742	4,561,201
5 YEAR TOTAL FROM FY 2005 - 2009	77,926,724	57,413,995	111,595,452	121,586,748	157,741,837

**COMMONWEALTH OF KENTUCKY TRANSPORTATION CABINET
EXPENSES BY COUNTY (NOTE 3)
GENERAL, CAPITAL PROJECTS, ROAD, FEDERAL, AGENCY,
AND OTHER EXPENDABLE TRUST FUNDS
JULY 1, 2009 TO JUNE 30, 2010**

	SPENCER	TAYLOR	TODD	TRIGG	TRIMBLE
GENERAL ADMINISTRATION AND SUPPORT	1,052	1,946	372		601
AVIATION					
AIR TRANSPORTATION					
CAPITAL CITY AIRPORT					
CAPITAL CONSTRUCTION	36,602	25,979	9,261	1,445	
DEBT SERVICE					
HIGHWAYS					
STATE FUNDED PROGRAMS	479,806	7,576,526	58,648	1,043,609	418,411
FEDERAL	265,629	964,177	4,587	19,644,547	5,086,018
BONDED			26,600		
MAINT	1,314,927	1,229,327	1,443,309	1,732,435	1,404,399
OTHER PROGRAMS	6,165	226	213	29	41,124
HUMAN SERVICES TRANSPORTATION					
PUBLIC TRANSPORTATION					
REVENUE SHARING					
COUNTY ROAD AID	605,409	776,605	846,069	1,503,636	503,987
ENERGY RECOVERY					
MUNICIPAL		192,284			
RURAL SECONDARY	834,491	903,285	914,250	796,139	515,993
COMM OFF					
VEHICLE REGULATION					
TRANSFERS TO CAPITAL CONSTRUCTION					
COUNTY TOTAL FY10	<u>3,544,081</u>	<u>11,670,355</u>	<u>3,303,309</u>	<u>24,721,840</u>	<u>7,970,533</u>
5 YEAR TOTAL FROM FY 2005 - 2009	16,080,410	35,102,840	16,240,378	52,844,776	19,261,162

**COMMONWEALTH OF KENTUCKY TRANSPORTATION CABINET
EXPENSES BY COUNTY (NOTE 3)
GENERAL, CAPITAL PROJECTS, ROAD, FEDERAL, AGENCY,
AND OTHER EXPENDABLE TRUST FUNDS
JULY 1, 2009 TO JUNE 30, 2010**

	UNION	WARREN	WASHINGTON	WAYNE	WEBSTER
GENERAL ADMINISTRATION AND SUPPORT	2,230	11,617		2,606	300
AVIATION					
AIR TRANSPORTATION		6,875		7,302	
CAPITAL CITY AIRPORT					
CAPITAL CONSTRUCTION	20,746	22,829	1,273,253	600	840
DEBT SERVICE					
HIGHWAYS					
STATE FUNDED PROGRAMS	605,067	2,290,607	899	881,691	255,200
FEDERAL	197,925	13,903,553	6,371,084	11,622	700,395
BONDED		7,857,749		28,234	
MAINT	1,313,415	4,868,427	1,864,563	1,460,471	1,765,709
OTHER PROGRAMS	3,571	2,427	1,944		
HUMAN SERVICES TRANSPORTATION					
PUBLIC TRANSPORTATION					
REVENUE SHARING					
COUNTY ROAD AID	864,374	1,447,091	731,188	1,030,954	777,509
ENERGY RECOVERY					4,054
MUNICIPAL			49,782		4,359
RURAL SECONDARY	765,974	1,428,364	718,018	1,313,376	950,663
COMM OFF					
VEHICLE REGULATION					
TRANSFERS TO CAPITAL CONSTRUCTION					
COUNTY TOTAL FY10	<u>3,773,302</u>	<u>31,839,539</u>	<u>11,010,731</u>	<u>4,736,856</u>	<u>4,459,029</u>
5 YEAR TOTAL FROM FY 2005 - 2009	21,804,392	203,589,041	39,847,442	24,816,076	26,749,829

**COMMONWEALTH OF KENTUCKY TRANSPORTATION CABINET
EXPENSES BY COUNTY (NOTE 3)
GENERAL, CAPITAL PROJECTS, ROAD, FEDERAL, AGENCY,
AND OTHER EXPENDABLE TRUST FUNDS
JULY 1, 2009 TO JUNE 30, 2010**

	WHITLEY	WOLFE	WOODFORD	STATEWIDE	TOTAL
GENERAL ADMINISTRATION AND SUPPORT	168	2,839		62,980,732	63,526,085
AVIATION					
AIR TRANSPORTATION	82,153			7,766,693	11,759,018
CAPITAL CITY AIRPORT				2,205,994	2,205,994
CAPITAL CONSTRUCTION	14,101	16,980	2,537	13,930,292	23,824,967
DEBT SERVICE				31,005,916	31,005,916
HIGHWAYS					
STATE FUNDED PROGRAMS	4,031,869	3,131,973	893,422	15,966,526	272,924,704
FEDERAL	26,012,819	401,828	264,207	78,007,760	738,755,890
BONDED	1,314,638	9,135,785	5,013	9,272,355	133,698,498
MAINT	3,785,136	1,710,308	2,105,039	33,395,574	332,918,155
OTHER PROGRAMS	4,194	1,983	292	108,078,373	112,553,166
HUMAN SERVICES TRANSPORTATION				60,503,458	60,503,458
PUBLIC TRANSPORTATION				50,607,422	50,607,422
REVENUE SHARING					
COUNTY ROAD AID	1,149,716	623,325	726,345	2,625,845	108,626,560
ENERGY RECOVERY				333,130	353,968
MUNICIPAL	63,887	7,767	249,412	34,467,132	48,381,755
RURAL SECONDARY	1,002,528	753,653	420,541	2,858,708	116,872,482
COMM OFF				537,337	537,337
VEHICLE REGULATION				30,712,777	30,712,777
TRANSFERS TO CAPITAL CONSTRUCTION				5,890,000	5,890,000
COUNTY TOTAL FY10	<u>37,461,209</u>	<u>15,786,441</u>	<u>4,666,808</u>	551,146,024	2,145,658,152
5 YEAR TOTAL FROM FY 2005 - 2009	121,037,734	33,966,429	30,803,016		
NON-BUDGETARY				18,402,070	18,402,070
BRAC KY ARTISAN CENTER				350,000	350,000
GOVERNOR'S OFFICE-DHS				250,000	250,000
FINANCE AND ADMIN CABINET				3,019,291	3,019,291
JUSTICE CABINET				73,881,500	73,881,500
OFFICE OF STATE TREASURER				250,000	250,000
TOTAL ALL CABINETS				<u>647,298,885</u>	<u>2,241,811,013</u>

**COMMONWEALTH OF KENTUCKY TRANSPORTATION CABINET
CONTINUED APPROPRIATIONS WORKSHEET (NOTE 4)
GENERAL FUND
JUNE 30, 2010**

TOTAL CARRIED FORWARD

PUBLIC TRANSPORTATION

EA51 MULTIMODAL SYSTEMS PLANNING	5,075	
EA52 MASS TRANSPORTATION CONST	250,091	
TOTAL PUBLIC TRANSPORTATION	255,166	
TOTAL PUBLIC TRANSPORTATION	255,166	
TOTAL GENERAL FUND FY 10	255,166	

**COMMONWEALTH OF KENTUCKY TRANSPORTATION CABINET
CONTINUED APPROPRIATIONS WORKSHEET (NOTE 4)
ROAD FUND
JUNE 30, 2010**

TOTAL CARRIED FORWARD

AIR DEVELOPMENT

BC01 AIRPORT STRIPING	
BC51 AVIATION ADMIN	1,078
BC53 AVIATION ECONOMIC DEVEL	6,966,771
BC54 FEDERAL PROJECT MATCH	696,070
BC61 AVIATION ECON DEV BOND	489,017
FB01 AIRPORT CONSTRUCTION	1,936,887
FB02 AIRPORT CONSTRUCTION	30,664
TOTAL AIR DEVELOPMENT	10,120,487

REVENUE SHARING

COUNTY ROAD AID

CA01 COUNTY ROAD AID-COUNTIES	72,153
CA02 COUNTY ROAD AID-COOP'S	
CA03 COUNTY ROAD AID-COOP EMER	366,398
CA08 COUNTY ROAD AID-COOP UNDIS	6,730,291
TOTAL COUNTY ROAD AID	7,168,842

RURAL SECONDARY

CB01 RS-EMERGENCY	24,258,822
CB02 JOINT LOCAL PROJECTS	485,722
CB05 RS-UNDISTRIBUTED	14,677,510
CB06 RS-CONSTRUCTION	31,771,082
CB07 RS-ADMINISTRATION	2,194,345
TOTAL RURAL SECONDARY	73,387,481

MUNICIPAL AID

CC01 MUNICIPAL AID-COUNTIES	1,853,745
CC02 MUNICIPAL AID-COOP'S	233,234
CC03 MUNICIPAL AID-COOP EMER	789,710
CC08 MUNICIPAL AID- COOP UNDIS	2,831,843
TOTAL MUNICIPAL AID	5,708,532

ENERGY RECOVERY

CD01 ENERGY RECOVERY	2,342,766
TOTAL ENERGY RECOVERY	2,342,766

TOTAL REVENUE SHARING

88,607,621

**COMMONWEALTH OF KENTUCKY TRANSPORTATION CABINET
CONTINUED APPROPRIATIONS WORKSHEET (NOTE 4)
ROAD FUND
JUNE 30, 2010**

TOTAL CARRIED FORWARD

HIGHWAYS

RESEARCH

FA01 RESEARCH	1,138,237
TOTAL RESEARCH	1,138,237

CONSTRUCTION

FD01 REGULAR LEAVE OVERLAY	(2,341,351)
FD02 COMPENSATION LEAVE TIME	556,489
FD03 INSURANCE CLEARING	260,825
FD04 CONSTRUCTION	(21,183,290)
FD05 STATEWIDE RESURF	69,459,682
FD07 ECONOMIC DEV ACCESS (INDUSTRIAL)	11,172,414
FD11 CONTINGENCY	3,000,000
FD39 SEC EMER/DISCR FUND	52,556,139
FD51 FHWA - SPEC PROJECTS	(9,729,951)
FD52 FEDERAL AID PROJECTS	39,819,136
FD54 LOUISVILLE BRIDGE PROJECT	303,639
FDZZ INCIDENTAL JUDGEMENTS	(710,800)
TOTAL CONSTRUCTION	143,162,932

MAINTENANCE

FE01 MAINTENANCE	44,351,846
FE02 BRIDGE MAINTENANCE	14,266,021
FE03 MAINTENANCE REVOLVING	81,823
FE04 TRAFFIC	10,227,278
FE06 MAINT CAPITAL IMPROV	576,096
FE07 REST AREA MAINTENANCE	(985,759)
TOTAL MAINTENANCE	68,517,305

TOTAL HIGHWAYS	212,818,474
----------------	-------------

TRANSFER TO CAPITAL CONSTRUCTION

ND00 TC-TRANSFERS TO CAPITAL CONST	2,325,000
TOTAL TRANSFERS TO CAPITAL CONSTRUCTION	2,325,000

TOTAL ROAD FUND FY 10	313,871,582
-----------------------	-------------

**COMMONWEALTH OF KENTUCKY TRANSPORTATION CABINET
CONTINUED APPROPRIATIONS WORKSHEET (NOTE 4)
FEDERAL FUND
JUNE 30, 2010**

TOTAL CARRIED FORWARD

PUBLIC TRANSPORTATION

EA52 MASS TRANS CONST	19,475,263
EA52 MASS TRANS CONST ARRA	598,089
TOTAL PUBLIC TRANSPORTATION	20,073,352

AIR DEVELOPMENT

BC02 AIRPORT INSPECTIONS	31,387
BC56 GPS STUDY GRANT	78,770
BC62 GENERAL AVIATION FEDERAL GRANTS	150,500
TOTAL AIR DEVELOPMENT	260,657

HIGHWAYS

RESEARCH	
FA01 RESEARCH	1,911,026
TOTAL RESEARCH	1,911,026

CONSTRUCTION

FD51 FHWA SPECIAL PROGRAMS	53,043
FD52 FEDERAL AID PROJECTS	1,049,042,677
FD52 FEDERAL AID PROJECTS ARRA	(105,784,777)
FD53 GARVEE BOND DEBT SERV	37,258,843
FD54 LOUISVILLE BRIDGE PROJECT	3,412,479
TOTAL CONSTRUCTION	983,982,265

TOTAL FEDERAL FUND FY 10	1,006,227,300
--------------------------	---------------

**COMMONWEALTH OF KENTUCKY TRANSPORTATION CABINET
CONTINUED APPROPRIATIONS WORKSHEET (NOTE 4)
AGENCY FUND
JUNE 30, 2010**

TOTAL CARRIED FORWARD

AIR TRANSPORTATION

AIR DEVELOPMENT	
BC53 AVIATION ECON DEVEL	6,865
TOTAL AIR DEVELOPMENT	6,865
TOTAL AIR TRANSPORTATION	6,865

HIGHWAYS

CONSTRUCTION	
FD04 CONSTRUCTION	503,218
FD54 LOUISVILLE BRIDGE PROJECT	370,666
TOTAL CONSTRUCTION	873,884

EQUIPMENT SERVICES	
FK01 EQUIPMENT OPERATIONS	(134,925)
FK03 EQUIPMENT PURCHASES	3,745,224
TOTAL EQUIPMENT SERVICES	3,610,299

BOND CONSTRUCTION	
ED BONDS SERIES	
JL01 2005 GA AUTH ED BONDS SERIES	13,870,655
JL02 2006 GA AUTH ED BONDS SERIES	433,389,288
JL03 2009 GA AUTH ED BONDS SERIES	(31,208,292)
JP01 2008 GA AUTH ED BRAC BONDS	34,145,748
TOTAL ED BOND CONSTRUCTION	450,197,399

GARVEE BOND	
JM01 2005 165 REHABILITATION	5,390,557
JM02 2005 175 REHABILITATION	14,156,549
JM03 2007 164 REHABILITATION	49,563,229
JZ01 2008 LOU. BRIDGE PROJ	95,198,918
TOTAL GARVEE BOND	164,309,253

TOTAL BOND CONSTRUCTION	614,506,652
TOTAL HIGHWAYS	618,990,835

VEHICLE REGULATION

VEHICLE REGULATION	
GA16 MOTOR BOAT TITLING	
GA17 COMM DRIVERS LIC	3,634
GA25 REFLECTORIZED LICENSE PLATE	1,607,178
TOTAL VEHICLE REGULATION	1,610,812

TOTAL AGENCY FUND FY 10	620,608,512
-------------------------	-------------

COMMONWEALTH OF KENTUCKY TRANSPORTATION CABINET
NOTES TO FINANCIAL STATEMENT
JUNE 30, 2010

NOTE 1 NOTES TO THE SCHEDULE OF HISTORICAL AVAILABLE ROAD FUND
REVENUES, EXPENSES, AND PAYMENT OF LEASE RENTALS

- (a) This schedule displays detailed information relating to the Commonwealth of Kentucky's Road Fund that can be used to calculate the coverage of available revenues compared to lease rental payments. Total Available Road Fund Revenues represent total revenues available to the Road Fund exclusive of taxes, fees, and miscellaneous revenues that are dedicated for other uses and not available to make lease rental payments to the Kentucky Turnpike Authority or the State Property and Buildings Commission. Operating and Maintenance Expenses include certain non-construction maintenance, operating, regulatory, and administrative expenses related to the public highways. Net Available Road Fund Revenues represent Total Available Revenues less Operating and Maintenance Expenses.
- (b) The Kentucky motor fuel tax rates are set by statute and are subject to quarterly adjustments based on changes in the average wholesale price of fuel.
- (c) The Kentucky motor vehicle usage tax is imposed on the sale or transfer of new or used motor vehicles at the rate of 6 percent of the vehicle's value. The Extraordinary Session of the 2009 General Assembly enacted legislation crating a trade-in allowance against the motor vehicle usage tax. The trade-in allowance is applicable to buyers of new vehicles and as originally enacted was effective for vehicle purchases between September 1, 2009 and August 31, 2010 or until the total amount of allowance used reached \$25.0 million. The Extraordinary Session of 2010 General Assembly modified the period for the trade-in allowance by extending it to June 30, 2011; however, the total trade-in allowance of \$25.0 million remains the funding cap. This \$25.0 million dollar funding cap was reached on August 16, 2010 and as of that time the trade-in allowance was discontinued.
- (d) Effective November 2006, the tolls were removed from the William H. Natcher and Audubon Parkways. Road Fund receipts were reduced by approximately \$2,800,000 in Fiscal Year 2007 and approximately \$6,500,000 in each future Fiscal Year. These were the last remaining toll facilities active in Kentucky.
- (e) The Kentucky General Assembly routinely appropriates Road Fund revenues to agencies outside of the Transportation Cabinet to fund the costs of enforcement of traffic laws, the collection of Road Fund tax revenues, and other administrative support functions related to the Cabinet.
- (f) Lease Rentals paid by the Transportation Cabinet to the Kentucky Turnpike Authority include amounts representing the following: principal and interest requirements on Kentucky Turnpike Authority Bonds, net of Debt Service Reserve Fund investment earnings and amounts required by the Turnpike Authority for administrative and other expenses; and any amounts to be transferred into the Redemption Account from the Debt Service Reserve Fund. Lease Rental payments applicable to Economic Development Bonds made during FY2010 were reduced by a restructuring of outstanding principle of approximately \$81.0 million. Amounts paid to the State Property and Building Commission include principal and interest requirements on bonds issued to finance the construction of the Transportation Cabinet office building.
- (g) Gross Coverage equals Total Available Road Fund Revenues divided by Total Lease Rentals. Net Coverage equals Net Available Road Fund Revenues divided by Total Lease Rentals.

COMMONWEALTH OF KENTUCKY TRANSPORTATION CABINET
NOTES TO FINANCIAL STATEMENT
JUNE 30, 2010

NOTE 2 EXPENSES BY OBJECT WITHIN PROGRAM

The schedule of Expenses by Object Within Program displays the expenses incurred during the year ended June 30, 2010 by each unit by operating fund and by major object grouping.

Major object groupings are described as follows:

Personnel Costs represents salaries and wages paid to employees for regular and excess hours worked, the value of compensatory time earned by employees not covered by the federal overtime laws, employer payroll contributions for FICA, and health and life insurances. Also included in Personnel Costs for each operating account is an additive to salary and wages for the value of leave time earned by employees. As leave time is earned, the value is charged to the operating account of the employee with an offsetting credit recorded to a leave earning account which is charged when the leave time is used. This is a cost allocation method used by the Cabinet to distribute the cost of employee leave to budget units and highway projects as salary and wages are charged to those units.

Personal Service Contracts reflect amounts paid to outside vendors for professional services such as legal, architectural, engineering, appraisal, and auditing.

Operating Expenses report payment of utilities, rental of equipment, various miscellaneous services, employee travel, as well as general office expenses.

Grants and Benefits are payments made by the cabinet to include local airport boards, public transit agencies, and local government.

Debt Service generally represents amounts transferred to the Debt Service Fund for various highways constructed with bond funds.

Capital Outlay expenses are used for acquisition of capital assets other than buildings and highway infrastructure.

Capital Construction costs are associated with the acquisition or construction of buildings and highway infrastructure. These costs include acquisition of land and right-of-way and construction related costs and include amounts paid to vendors and charges made by state employees.

Materials expenses are principally commodities acquired by the Cabinet for the maintenance and construction of highways and bridges.

COMMONWEALTH OF KENTUCKY TRANSPORTATION CABINET
NOTES TO FINANCIAL STATEMENT
JUNE 30, 2010

NOTE 3 EXPENSES BY COUNTY

The schedule of Expenses by County displays the expenses allocated to particular counties by the major programmatic units of the Cabinet. Expenses allocated to the statewide classification represent certain administration functions in central and district offices as well as certain program costs, which are not allocable to particular counties. Statewide expenses of the County Road Aid and Municipal Road Aid programs represent amounts distributed to counties and cities that do not participate in the cooperative program with the Cabinet.

NOTE 4 CONTINUED APPROPRIATIONS

The unobligated portion of allotment balances forwarded to Fiscal Year 2010 includes the available balance in statutorily dedicated accounts and budgeted funds that have been authorized and obligated for highway related projects but not expended. Also included, funding for various roadways and building construction projects and other related commitments, as well as funds obligated for certain contractual obligations.

NOTE 5 DIFFERENCES DUE TO ROUNDING

The totals in the Supplementary Schedules may differ from equivalent totals in the financial statements due to rounding.